

---

# **1994 NCAA WRESTLING RULES AND INTERPRETATIONS**

---

**NATIONAL COLLEGIATE ATHLETIC ASSOCIATION**

UNIVERSITY OF FLORIDA LIBRARIES

GV  
1195  
.04  
1994



[ISSN 0736-511X]

## THE NATIONAL COLLEGIATE ATHLETIC ASSOCIATION

6201 College Boulevard  
Overland Park, Kansas 66211-2422  
913/339-1906  
August 1993

**Manuscript Prepared By:** Robert G. Bubb, *Secretary-Rules Editor, NCAA Wrestling Committee.*

**Edited By:** Martin T. Benson, *Publications Editor.*

NCAA, NCAA seal, NCAA logo and National Collegiate Athletic Association are registered marks of the Association and use in any manner is prohibited unless prior approval is obtained from the Association.

COPYRIGHT, 1982, BY THE NATIONAL COLLEGIATE ATHLETIC ASSOCIATION  
REPRINTED: 1983, 1984, 1985, 1986, 1987, 1988, 1989, 1990, 1991, 1992, 1993  
PRINTED IN THE UNITED STATES OF AMERICA



---

# Contents

---

	page
NCAA Wrestling Committee .....	WR- 4
Major Rules Changes for 1993-94.....	WR- 6
Codes of Ethics .....	WR- 7
Official NCAA Wrestling Rules	
Rule 1—A Match, Mats, Wrestlers, Uniforms and Equipment .....	WR- 9
Rule 2—Definitions .....	WR-14
Rule 3—Weight Classification and Weighing In .....	WR-20
Rule 4—Conduct of Meets and Tournaments .....	WR-23
Rule 5—Scoring .....	WR-35
Rule 6—Infractions.....	WR-39
Penalty Table .....	WR-48
Rule 7—Injuries and Timeouts.....	WR-50
Rule 8—Officials.....	WR-53
Illustrations.....	WR-59
Referee's Wrestling Signals .....	WR-79
Wrestling Rules Interpretations.....	WI- 1
Appendices	
A. Blood-Borne Pathogens.....	WA- 1
B. Hypohydration.....	WA- 2
C. Skin Diseases .....	WA- 3
Index to Rules .....	WR-80



# NCAA Wrestling Committee




Robert A.  
Bowlsby



Robert G. Bubbs



David D. Cox



James E. Fallis



Christopher M.  
Horpel



G. Thomas  
Hutchinson



Lars A. Jensen



Leo W. Kocher

## Div.

## Term Expires

- |    |   |         |
|----|---|---------|
| I  | <b>Chair:</b> Robert A. Bowlsby.....                            | 9-1-94* |
|    | University of Iowa, Iowa City, Iowa 52242                       |         |
| I  | <b>Secretary-Rules Editor:</b> Robert G. Bubbs.....             | **      |
|    | Clarion University of Pennsylvania, Clarion, Pennsylvania 16214 |         |
| I  | David D. Cox.....   | 9-1-94  |
|    | Iowa State University, Ames, Iowa 50011                         |         |
| II | James E. Fallis.....  | 9-1-96* |
|    | University of Northern Colorado, Greeley, Colorado 80639        |         |
| I  | Christopher M. Horpel .....                                     | 9-1-95  |
|    | Stanford University, Stanford, California 94305                 |         |

\*Not eligible for reelection.

\*\*Reelected without restriction.





William C. Lam



Kevin A. McHugh



Willie L. Myers



P. J. Smith

Rande J.  
Stottlemeyer

<i>Div.</i>		<i>Term Expires</i>
I	G. Thomas Hutchinson ..... Lehigh University, Bethlehem, Pennsylvania 18015	9-1-96*
II	Lars A. Jensen ..... San Francisco State University, San Francisco, California 94132	9-1-96*
III	Leo W. Kocher ..... University of Chicago, Chicago, Illinois 60637	9-1-96*
I	William C. Lam ..... University of North Carolina, Chapel Hill, North Carolina 27514	9-1-95
III	Kevin A. McHugh ..... Trenton State University, Trenton, New Jersey 08650	9-1-94
III	Willie L. Myers ..... University of Wisconsin, Whitewater, Wisconsin 53190	9-1-94
II	P. J. Smith ..... Pembroke State University, Pembroke, North Carolina 28372-1510	9-1-95
I	Rande J. Stottlemeyer ..... University of Pittsburgh, Pittsburgh, Pennsylvania 15213	9-1-95*

*\*Not eligible for reelection.*

## Major Rules Changes for 1993-94

*The figures below refer to rule and section, respectively. Page numbers are listed at the far right. Each changed segment is indented and identified in the rules by a shaded background.*

1-6, 1-14-a	Safety of wrestling mat(s) and surrounding facilities are the responsibility of the home institution's game-management personnel.....	WR-10, WR-12
2-9-e	Near-fall with injury .....	WR-17
3-7	Certified athletics trainer is qualified to check for communicable diseases .....	WR-22
6-4	Failure to stop on whistle and removal of uniform straps while still on wrestling mat are unsportsmanlike acts .....	WR-39
6-6-a	Penalty for flagrant misconduct by noncompeting wrestler strengthened.....	WR-41
6-8	Leg rides that do not hyperextend the knee of the defensive wrestler redefined as legal .....	WR-42
6-10-f	Position statement on stalling condensed and now becomes 6-10-f.....	WR-45
7-1-b	Rules regarding bleeding .....	WR-50



## **Coaches' Code of Ethics**

It is the moral obligation of all collegiate wrestling coaches to conduct themselves in such a way as to reflect credit upon their institution, their profession and themselves. Moral obligation and ethical conduct are part of winning and losing. Good sportsmanship, appearance, pride, honor and concern for the welfare of the competitors should be placed before all else. The rules have been established in the spirit of this statement.

## **Student-Athletes' Statement of Conduct and Responsibility**

It is the responsibility of all wrestlers to conduct themselves in such a way as to reflect credit upon their institution, the sport and themselves. Further, all wrestlers should realize that their personal appearance, behavior and standards are related closely to the image of the sport as perceived by all segments of the public and wrestling communities. This applies to conduct as a competitor on the mat, while attending the event, while traveling to and from the event, and conduct both on and off campus. Moral obligation and ethical conduct are part of winning and losing. Good sportsmanship, pride, honor and personal behavior should be placed above all else. The rules have been established in the spirit of this statement.

## **Referees' Code of Conduct**

Wrestling referees have the responsibility for conducting matches in a dignified, professional and unbiased manner and shall deal with all situations in the spirit of good sportsmanship and in the best interest of the wrestlers and the sport. The character and conduct of referees must be above reproach. Referees must keep themselves prepared both physically and mentally to administer matches. Referees will enforce the rules firmly and fairly in both letter and spirit in such a way that attention is drawn to the wrestlers rather than themselves.



---

# Part I:

## THE RULES

---

NCAA Wrestling Rules and Interpretations have been designated as either administrative rules or conduct rules. Typically, administrative rules are those dealing with preparation for the contest. The conduct rules are those that deal directly with the contest itself. Some administrative rules (as indicated) may be altered by the mutual consent of the competing institutions. Others (as indicated) are unalterable. No conduct rule may be changed by mutual consent. All NCAA member institutions are required to conduct their intercollegiate contests according to these rules.

The administrative rules that may be altered by mutual consent of the competing institutions are 3-1 through 3-7, 4-10, 4-11, 4-15 through 4-24, 5-2 (tournament scoring chart) and 5-4. The administrative rules that may not be altered are 1-5, 1-6, 1-7, 2-19, 4-14 and 8-1. All of the other rules are conduct rules and may not be altered.

Those seeking interpretations or clarifications of NCAA wrestling rules may call, write or transmit a facsimile to the secretary-rules editor: Robert G. Bubb, Box 101, R.D. 1, Clarion, Pennsylvania 16214-9605. Phone: 814/764-5365 (home). Facsimile: 814/226-2063.

Those seeking information regarding refereeing organizations, techniques or clinics may call or write the national wrestling officiating coordinator: M. Patrick McCormick, 354 Level Green Court, Hampton, Virginia 23669-1732. Phone: 804/851-4841.



---

# **RULE 1**

## **A Match, Mats, Wrestlers, Uniforms and Equipment**

---

### **A Match**

#### **Length**

SECTION 1. A match shall be conducted in each of the 10 weight classifications between wrestlers of the same weight class. Matches shall be seven minutes long, divided into three periods, with the first period three minutes and the second and third periods two minutes each. Multiple matches may be less than seven minutes long (double duals, quadrangulars, tournaments, etc.).

#### **Representation**

SECTION 2. An institution shall be represented by only one wrestler in each weight class, and no substitution is allowed for injured wrestlers in dual meets or tournaments.

#### **Home-Team Designation**

SECTION 3. For scoring and identification purposes, the home team will be considered "green" and the visiting team, "red." (For exception, see 8-1-e.)

#### **Team Captains**

SECTION 4. Each team shall designate to the referee one or more contestant(s) as its captain(s). (One of) the visiting captain(s) shall call a coin toss. The coin toss shall determine: (1) choice of options at the beginning of the second period for each weight class and (2) which individual is to appear on the mat first for each weight class. (See 4-5 and 4-9.)

#### **Persons Subject to the Rules**

SECTION 5. All wrestlers, coaches, athletics trainers and other persons affiliated with the teams are subject to the rules and shall be governed by the decisions of the officials. (For crowd-control measures, see 6-4.)



## Mats

### Dimensions

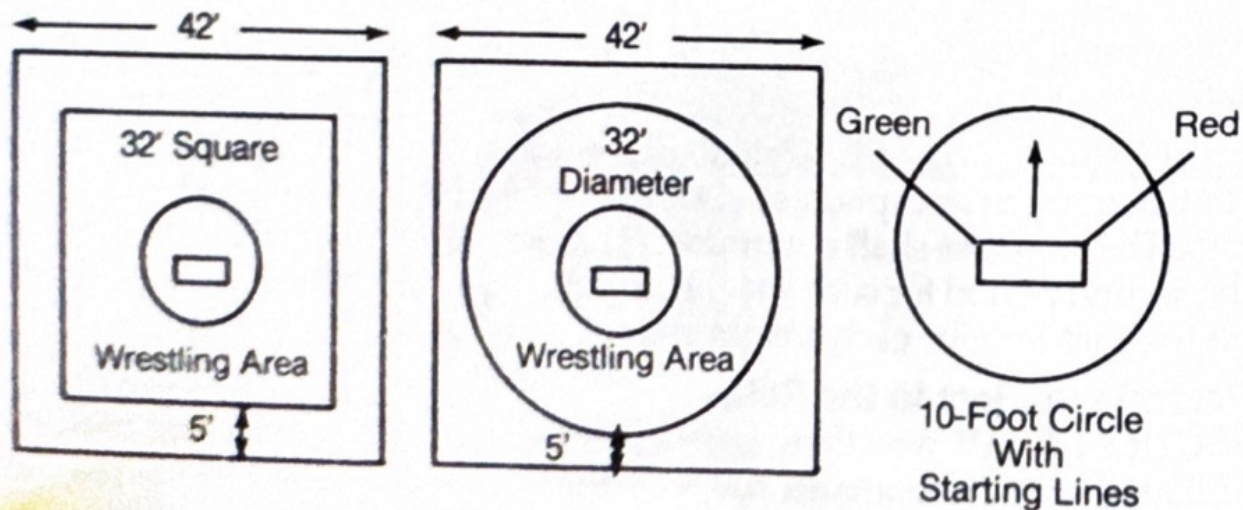
SECTION 6. Mats should have a wrestling area not less than a square 32 feet by 32 feet or a circular area 32 feet in diameter, nor more than a square 42 feet by 42 feet or a circular area 42 feet in diameter.

There shall be a mat area or apron with a minimum width of 5 feet that extends entirely around the wrestling area.

The entire wrestling area and apron shall be the same thickness, which shall not be more than 4 inches nor less than the thickness of a mat that has the shock-absorbing qualities of a 2-inch-thick hair-felt mat. All mats that are in sections shall be secured together.

The wrestling area shall be marked on the mat by painted lines 2 inches wide. At the center of the mat there shall be similarly painted a circle 10 feet in diameter, and it is recommended that a different color be used than that used for the boundary line.

It is the responsibility of the home institution's game-management personnel to ensure that the wrestling mat(s) and surrounding facilities meet all regulations. The meet referee shall verbally alert home management of any variance from the stated facilities and mat requirements, with questions and/or disagreements being resolved by the participating institutions' representatives.





*Note: Since shrinkage occurs in wrestling mats, it is recommended that when purchasing or reconditioning a mat after August 1993, the circular wrestling area be 34 feet in diameter.*

### **Starting Lines**

SECTION 7. There shall be placed at the center of the cover or mat two 1-inch starting lines, one of which lies in the diameter of the 10-foot circle, 3 feet in length and 10 inches apart. Two 1-inch lines shall close the ends of the starting lines. One of the two lines shall be green and located closest to the home team, and the other shall be red and located closest to the visiting team. The arrow in the diagram on the preceding page should point away from the scorer's table. (See 8-1-e.)

## **Wrestlers**

### **Limitations**

SECTION 8. Contestants shall not be permitted to represent their institution in more than one weight class in any meet.

### **Forfeits**

SECTION 9. A contestant shall not accept a forfeit in one weight class and compete in another class.

### **Shift in Weight Class**

SECTION 10. A contestant who weighs in for one weight may be shifted to a higher weight class. (Heavyweights must weigh a minimum of 177 pounds.)

## **Uniforms and Equipment**

### **Uniforms**

SECTION 11. Mandatory competition equipment shall conform to the following guidelines:

- a. The uniform shall consist of one of the following: (1) A two-piece uniform—a one-piece singlet and full-length tights. (2) A one-piece singlet.

The portion of the uniform covering the upper torso in (1) and (2) in the previous paragraph shall not be cut away in excess of the uniform pictured in illustration Nos. 1, 2 and 3. Specifically, the front and back of the uniform shall not be cut lower than the armpit. Under the arms, the uniform shall not be cut lower than one-half the distance between the armpit and the belt-line. The outermost garment shall have a minimum inseam length of four inches and shall not extend beyond the top of the



knees. Whereas full-length tights are acceptable under a one-piece uniform, Bermuda-length undergarments and other accessories that extend beyond the inseam of the one-piece uniform are not permitted. The name or initials of the wrestler's institution shall be displayed on competition uniforms. Letters are to be at least two inches high. All institutions must comply with this regulation beginning with the 1994-95 season. Team uniformity in clothing is recommended for all competition.

- b. Light, heelless wrestling shoes reaching above the ankle and laced by means of eyelets.
- c. A protective ear guard.

*Note 1: Uniforms and all other items of apparel (e.g., warm-ups, socks, headbands, T-shirts, wristbands, visors or hats, and towels) purchased or acquired after November 7, 1983, may bear only a single manufacturer's or distributor's normal label or trademark not to exceed 1½-inches square in size.*

*Note 2: In all tournaments, the home management shall provide red and green anklets approximately 3 inches wide for identification of the wrestlers. It is also recommended that these anklets be used in dual meets.*

## **Appearance**

SECTION 12. Contestants shall be cleanshaven, with sideburns trimmed no lower than ear-lobe level and hair trimmed and well-groomed. Because of the body contact involved, this rule has been approved in the interests of health, sanitary and safety measures. The hair in the back shall not extend below the top of an ordinary shirt collar and on the sides shall not extend below ear-lobe level. A neatly trimmed mustache that does not extend below the line of the lower lip is permissible. (See 6-7.)

## **Special Equipment**

SECTION 13. Anything that does not allow normal movement of the joints and prevents one's opponent from applying normal holds shall be barred. Any legal device that is hard and abrasive must be covered and padded. Loose pads are prohibited. It is recommended that all wrestlers wear a protective mouth guard.

## **Enforcement**

SECTION 14. a. The legality of mat markings and equipment (uniforms,



headgear, devices, pads, etc.) and each contestant's appearance shall be decided by the referee.

- b. The referee also shall determine whether each contestant has complied with specified health, sanitary and safety measures. These shall constitute the sole reasons for disqualification as to application of this rule and shall not be arbitrary or capricious. (Regarding communicable diseases, see 3-7 and Appendix C.)
- c. When a contestant appears on the mat ready to wrestle in a dual meet or tournament and the referee determines that the contestant does not comply with the required rules as to appearance and equipment, the offending contestant shall be charged an injury timeout until the referee determines that the contestant is in compliance. The time used shall be cumulative with the offender's 1½ minutes of allowed injury time and shall count as the contestant's first timeout. If the contestant is not in compliance at the end of 1½ minutes, that contestant shall be disqualified from participation.
- d. The wearing of wrestling equipment, e.g., headgear, shoes, shoestrings, that repeatedly causes delays in the normal progression of the match may result in an injury timeout being called. (See 7-1 for injury timeout.)

### **Videotaping**

SECTION 15. Videotapes shall not be used to make corrections in match scores, determination of riding time or judgment calls.



---

# RULE 2

## Definitions

---

### Wrestling Positions

#### Starting Position

SECTION 1. a. *Neutral position.* The match will start with both contestants standing opposite each other with their lead foot on the green or red area of the starting lines and their other foot even with or behind the lead foot. This is the neutral position, in which neither wrestler has control. When the referee sounds the whistle, the wrestlers will begin wrestling.

In matches involving sight-handicapped wrestlers, a finger-touch method shall be used in the neutral position and contact shall be maintained throughout the match. (See illustration No. 4.)

- b. *Defensive wrestler.* The defensive wrestler takes a stationary position at the center of the mat with both hands and knees on the mat, as directed by the referee. Both knees must be on the mat even with and behind the rear starting line. The heels of both hands must be on the mat in front of the forward starting line. The elbows shall not touch the mat. This position also must allow the offensive wrestler to be able to assume a legal starting position on the side of the offensive wrestler's choice. (See illustration Nos. 6 and 7 and Interpretation 2-1.)
- c. *Offensive wrestler.* (1) The offensive wrestler shall be on the right or left side of the opponent with at least one knee on the mat and head above the midline of the opponent's back. One arm (right or left) is placed loosely around the defensive wrestler's body perpendicular to the long axis of the body, with the palm of the hand placed loosely against the defensive wrestler's navel and the palm of the other hand (left or right) placed on or over the back of the near elbow, this being the near side. One knee shall be on the mat to the outside of the near leg, not touching the defensive wrestler; and a knee or foot may be placed in back of the defensive wrestler's feet, not touching the defensive wrestler. (See illustration Nos. 6 and 7.)  
(2) *Optional offensive starting position.* The offensive wrestler may use an



optional start, whereby a position is taken on either side or to the rear of the defensive wrestler with all weight supported by both feet, one knee or both knees. The offensive wrestler is to place both hands on the opponent's back (area between neck and waist), thumbs touching. Only the hands of the offensive wrestler are to be in contact with the defensive wrestler. The offensive wrestler is not to place one or both feet or knees between the opponent's feet or legs, nor may the offensive wrestler straddle the opponent. (See illustration Nos. 8 and 9.)

- (3) Wrestlers selecting the optional starting position must indicate their intent to the referee. The referee shall inform the defensive wrestler of the offensive wrestler's intention. (See 6-18.)
- (4) The referee will direct the offensive wrestler to take a starting position after the defensive wrestler is stationary in starting position on the mat.

### **Stalemate**

SECTION 2. When the contestants are interlocked in a position other than a pinning situation in which neither wrestler can improve position, the referee shall stop the match *as soon as possible*; wrestling will be resumed as for out of bounds. (See 2-5.)

### **Position of Advantage**

SECTION 3. A position of advantage is a situation in which a contestant is in control and maintaining restraining power over the opponent. Control is the determining factor. The offensive wrestler is entitled to this advantage until such time as the opponent gains a neutral position or a reversal. Offensive wrestlers who fail to get their head out from an opponent's arm have not necessarily lost control.

### **In Bounds**

SECTION 4. Contestants are considered to be in bounds if the supporting parts of either wrestler are inside the inside edge of the boundary lines. A wrestler's supporting points are the parts of the body touching, or within, the wrestling area that bear the wrestler's weight, other than those parts being used to hold the opponent. (Down on the mat, the usual points of support are the knees, the side of the thigh, the buttocks and the hands.) Wrestling shall continue as long as the supporting parts of either wrestler remain in bounds. When the defensive wrestler's back is on the mat and the defensive wrestler is in a pinning situation while at least the supporting points of either wrestler are in bounds, wrestling shall continue as long as



there is a possibility of the offensive wrestler bringing the opponent back into the inbounds area. In this situation, the defensive wrestler's shoulders (scapulae) are the supporting parts. Near-fall points may be earned only while any part of the defensive wrestler's shoulders (scapulae) are in bounds. If there is no action at the edge of the mat and one wrestler is out of bounds, the referee may stop the match.

### **Resumption of Wrestling After Out of Bounds**

SECTION 5. The contestants at the resumption of a match shall be in the neutral or the starting position on the mat as determined by the position held upon going out of bounds. If neither wrestler has control, the match shall be resumed with both wrestlers opposite each other and with one foot on the green or red area of the starting lines. If one wrestler has the advantage, that contestant will take the offensive starting position at the center of the mat, and the opponent will assume the defensive starting position.

## **Scoring Opportunities**

### **Takedown**

SECTION 6. A takedown shall be awarded when, from the neutral position, a contestant gains control and places the opponent's supporting points down on the mat beyond reaction time.

For the purpose of awarding takedown points at the edge of the mat, such points shall be awarded when control is established while the supporting points of either wrestler are in bounds or while at least the feet of the scoring contestant finish down on the mat in bounds. (See illustration Nos. 31 and 32.)

### **Escape**

SECTION 7. An escape occurs when the defensive wrestler gains a neutral position and the offensive wrestler has lost control while the supporting points of either wrestler are in bounds.

### **Reversal**

SECTION 8. A reversal occurs when the defensive wrestler comes from underneath and gains control of the opponent, either on the mat or in a rear-standing position.

For the purpose of awarding reversal points at the edge of the mat, such points shall be awarded when control is established while the supporting points of either wrestler are in bounds or while at least the feet of the scoring contestant finish down on the mat in bounds. (See illustration No. 33.)

### **Near Fall**

SECTION 9. a. A near fall is a position in which the offensive wrestler has



the opponent in a controlled pinning situation where (1) the wrestler is held in a high bridge or on both elbows, or (2) one shoulder or the head is touching the mat and the other shoulder is held at an angle of 45 degrees or less to the mat, or (3) any part of both shoulders or both scapulae are held within four inches of the mat. Two points shall be awarded for such near-fall situations when the above criteria have been met for two seconds. A continuous roll-through is not to be considered a near fall. (See illustration Nos. 46-49.)

- b. The criteria for a near fall having been met uninterrupted for five seconds, three points shall be awarded.
- c. A verbal count and, whenever possible, a visual hand count is to be used in determining a three-point near fall (see 8-3-e). A near fall is ended when the defensive wrestler gets out of a pinning situation. The referee must not signal the score for a near fall until the situation is ended. Only one near fall shall be scored in each pinning situation, regardless of the number of times the offensive wrestler places the defensive wrestler in a near-fall position during the pinning situation.

Only the wrestler with the advantage, who has the opponent in a pinning situation, may score a near fall. Bridge-backs in body scissors or bridge-overs with a wristlock are not considered near-fall situations, even though a fall may be scored.

*When defensive wrestlers place themselves in a precarious situation during attempted escapes or reversals, particularly leg vines and body scissors, a near fall shall not be scored unless the offensive wrestler has control of and definitely has restrained the opponent in a pinning situation for two seconds. (See illustration No. 49.)*

- d. When a pinning combination is executed legally but the contestant is injured before near-fall criteria are met and a near fall is imminent, action will be stopped and a two-point near fall shall be awarded.

**e. Any time a hold is executed legally, criteria for a near fall are met and a contestant is injured, action will stop and a three-point near fall shall be awarded.**

### **Imminent Scoring**

SECTION 10. Any time a maneuver is executed legally and a contestant is injured, applicable points shall be awarded if successful completion of the



maneuver was imminent. (See 2-9-d-e for near falls.)

### **Time Advantage**

SECTION 11. The offensive wrestler who has control in an advantage position is gaining time advantage. A timekeeper assigned to each wrestler records that wrestler's accumulated time advantage throughout the match. A multiple timer may be used to record the time advantage. At the end of the match, the referee subtracts the lesser time advantage from the greater. If the contestant with the greater time advantage has less than one minute of net time advantage, no point is awarded. If a contestant has one minute or more of net time advantage, that wrestler is awarded one point.

## **End of Match**

### **Fall**

SECTION 12. Any part of both shoulders or part of both scapulae of either wrestler held in contact with the mat for one second constitutes a fall. The one-second count (one-thousand-and-one) shall be a silent count by the referee and shall start only after the referee is in position to observe that a fall is imminent, after which the shoulders or scapula area must be held in continuous contact with the mat in bounds for one second before a fall is awarded.

- a. A fall shall not be awarded unless part of both shoulders or part of both scapulae are in bounds. (See 2-4 and illustration Nos. 34 and 35.)
- b. If any portion of the body of one of the wrestlers is out of bounds so that the wrestler is handicapped, no fall shall be awarded and out of bounds shall be declared.
- c. When the match is stopped for out of bounds in a fall situation, the match shall be resumed in the starting position on the mat. (See 2-1-b and c and 2-5.)
- d. A fall will be indicated by the referee striking the mat with the palm of the hand. (See 8-3-p.)
- e. When the referee is able to determine that a fall has occurred and the period ends before the referee strikes the mat, the fall shall be awarded. (See 8-3-p.)
- f. If the referee cannot determine that a fall has occurred before the period ends because of crowd noise or other circumstances, the assistant referee, if available, shall be consulted. If there is no assistant or if the assistant referee is in doubt, the referee shall ask the match timekeeper if the signal hand hit the mat before the period ended. (See 8-3-p.)



**Technical Fall**

SECTION 13. A technical fall occurs when a wrestler has earned a 15-point advantage over the opponent. (See 5-3-b and 5-4-c.)

*Note: A time-advantage point cannot be awarded until the third period has concluded.*

**Major Decision**

SECTION 14. A major decision occurs when the margin of victory after three periods is eight through 14 points. (See 5-3-c and 5-4-c.)

**Decision**

SECTION 15. A decision occurs when the margin of victory is fewer than eight points. A decision also is credited to the wrestler who is awarded the first points in an overtime match that does not end with a fall, default or disqualification. (See 5-3-d.)

**Default**

SECTION 16. A default is awarded in a match when one of the wrestlers is unable to continue wrestling for any reason. (See 4-16-c and d for tournaments and 7-1-c.)

**Disqualification**

SECTION 17. Disqualification is a situation in which a contestant is banned from participation in accordance with the Penalty Table.

**Forfeit**

SECTION 18. A forfeit is received by a wrestler when the opponent, for any reason, fails to appear for the match. In order to receive a forfeit, a wrestler must be dressed in wrestling uniform and appear on the mat. (See 1-9, 2-19, 3-6, and 4-16-b, c and e.)

**Medical Forfeit**

SECTION 19. A contestant injured during the course of tournament competition may declare a medical forfeit in subsequent rounds of the tournament without appearing on the mat, providing that the team physician has informed the tournament committee of the wrestler's inability to continue. In the absence of the team physician, the tournament physician may inform the committee. A certified athletics trainer may inform the committee in the absence of both the team and tournament physicians.

A contestant who forfeits for medical reasons is eliminated from further competition. However, that contestant shall retain advancement points and placement points previously earned.

*Note: For the list of proper terms and abbreviations for recording the results of a match, see 8-9.*



---

# RULE 3

## Weight Classification and Weighing In

---

### Weight Classification

#### 10 Weight Classes

SECTION 1. Competition should be divided into 10 weight classes for duals, multiple duals and tournaments, as follows:

118 lbs.	158 lbs.
126 lbs.	167 lbs.
134 lbs.	177 lbs.
142 lbs.	190 lbs.
150 lbs.	Heavyweight (177-275 lbs.)

#### Dual Meets

SECTION 2. Competition in dual meets should be conducted in the weight order listed.

### Weighing In

#### Time

SECTION 3. a. *Dual meets.* Contestants may weigh in a maximum of five hours and a minimum of one-half hour before the meet is scheduled to begin, unless otherwise mutually agreed upon, on scales provided by the host school.

b. *Quadrangular, triangular matches.* Contestants may weigh in a maximum of five hours and a minimum of one-half hour before the first scheduled match, unless otherwise mutually agreed upon.

c. *Tournaments.* A contestant should weigh in each day of a tournament. The weigh-in times shall be established by the tournament committee and limited to a maximum of 24 hours and a minimum of one-half hour before the tournament is scheduled to start. (See 4-15.)

*Note 1: Teams may weigh in on home scales by mutual agreement of coaches and*



*shall furnish the weight list with actual weights listed. It is mandatory that the accuracy of all scales be certified by a qualified scale authority before the first official weigh-in each year.*

*Note 2: Coaches unable to agree on a shorter maximum weigh-in time shall refer to the note under 4-2.*

### **Supervision**

SECTION 4. The referee or other authorized person should supervise the weigh-in of contestants. All contestants should weigh in without clothing for dual meets and tournaments. At all weigh-ins, the wrestler should stand with both feet flat in the middle of the scale, facing away from the dial or weight indicator.

### **Weight Allowance**

SECTION 5. For all dual meets and tournaments, three pounds allowance should be given in excess of the regular weight during November and December, two pounds during January, and one pound during February, not including qualifying tournaments. All qualifying tournaments shall be wrestled at scratch weight. In all tournaments, including qualifying tournaments, a one-pound allowance shall be given each day in excess of the weight limit of the previous day (maximum of two pounds). The tournament committee may stipulate the time for the first weigh-in. Members of both teams may be allowed an additional one pound per day when one team is wrestling on two or three successive days, excluding Sundays (maximum of two pounds). Meets held Saturday and Monday are considered to be on successive days. Additional weight should not be permitted nor should it be requested.

*Note 1: A wrestler competing in the 118-pound class may weigh 121 pounds in November and December, 120 pounds in January, and 119 pounds in February, except for the qualifying tournaments.*

*Note 2: This weight allowance applies to heavyweights as well as other weight classes.*

### **Failure to Make Weight**

SECTION 6. Any contestant failing to make weight at the minimum time may be ineligible for that weight class. If a contestant fails to weigh in on the second or subsequent days of a tournament (after having qualified for the tournament), a forfeit should be awarded to the opponent and points for the forfeit and advancement should be scored. (See 2-18, 2-19, and 4-16-e and g.)



## Medical Examinations

**SECTION 7.** It is recommended that a physician or a certified athletics trainer be present to examine contestants for communicable diseases in all tournaments and meets. It is recommended that an examination of all contestants be made at the time of weigh-in. The presence of a communicable disease or any other condition that, in the opinion of the examining physician, makes the participation of that individual inadvisable shall be full and sufficient reason for disqualification.

If a participant is suspected of having a communicable disease or any other condition that makes participation appear inadvisable, that contestant's coach shall provide written documentation from a physician stating that the suspected disease or condition is not communicable and that the student-athlete's participation would not be harmful to the opponent. This documentation shall be furnished at the weigh-in or before the beginning of the meet or tournament.

*Note: Statement policies on blood-borne pathogens, hypohydration and guidelines for the disposition of skin infections can be found in the appendices. Additional updated information may be obtained by referring to the most recent editions of the NCAA Wrestling Championships Handbook and the NCAA Sports Medicine Handbook.*



---

# **RULE 4**

## **Conduct of Meets and Tournaments**

---

### **General**

SECTION 1. A match occurs during the time beginning with the start of the first period and ending with the conclusion of wrestling or when a fall, technical fall, disqualification or default occurs.

### **Notification and Agreement**

SECTION 2. All options of rules of competition (ground rules, etc.) proposed by the home coach must be submitted to the coach of the visiting team(s) a sufficient length of time before the date of the meet for agreement to be reached on same. No such action is binding unless approved by the visiting team or teams.

*Note: In case the coaches are unable to agree on a shorter maximum weighing-in time than the five hours specified as the maximum in these rules, it is understood that the maximum amount of time as specified in the rules shall hold.*

The visiting team may request that the home management notify the visiting team at least 10 days before the date of the meet to verify the exact time and place of the meet and the name of the referee, *who should mutually be agreed upon.*

### **Prematch Procedures**

SECTION 3. The prematch period is defined as from the time a contestant steps onto the mat until the first period of the match begins, as indicated by the referee's whistle. Failure to comply with prematch procedures, and other acts of unsportsmanlike conduct, will result in penalization for unsportsmanlike conduct according to 6-4 and the Penalty Table.

### **Intentional Delay During Prematch Period**

SECTION 4. A team intentionally delaying its appearance on the mat beyond five minutes of the established meet starting time shall have one team point deducted.



**Starting the Match**

SECTION 5. In dual-meet competition, the wrestlers must be ready to go onto the mat immediately when called by the referee. The wrestler to be sent onto the mat first, who then cannot be withdrawn or replaced, shall be determined by the premeet coin toss. If the even-numbered matches (second, fourth, sixth, etc.) are selected, the coach would send a wrestler onto the mat first for the even matches. The opposing team would then send its wrestler onto the mat first for the odd-numbered matches. As soon as either contestant steps onto the mat, that contestant cannot be withdrawn or replaced. (See 1-4 and 4-9.)

**Length of Matches**

SECTION 6. For dual meets, all matches shall be seven minutes in length divided into three periods, with the first period lasting three minutes and the second and third periods, two minutes each. The time of the match is continuous, except when the referee stops or starts a match. Multiple dual meets and tournament bouts may be less than seven minutes in length and divided into three periods. Tournament matches may be less than seven minutes in length. A fall terminates the match. If neither contestant secures a fall in the first period, the referee shall stop the match and grant the proper wrestler choice of position (see 4-9). The second period shall be started immediately by the referee's whistle. If no fall occurs during this second period, upon its expiration the referee shall stop the match again and grant the wrestler who did not have the option the choice of position.

**Consolation Matches**

SECTION 7. Consolation matches may be seven minutes or less in length, consisting of three periods conducted in the same manner as regular matches in championships.

**Postmatch Procedures**

- SECTION 8. a. The postmatch period is defined as from the conclusion of wrestling until the contestants leave the mat. During this period, the wrestlers will return to and remain in the center of the mat while the referee checks with the scorer's table. Upon the referee's return to the mat, the contestants will shake hands and the referee will declare the winner in accordance with Referee's Signals. (See illustration No. 74.)
- b. Failure to comply with postmatch procedures, including unsportsmanlike conduct during the postmatch period, will result in penalization for unsportsmanlike conduct according to 6-4 and the Penalty Table. Flagrant misconduct committed by either wrestler during the postmatch



period shall result in the following penalties being assessed against the offending wrestler: (1) deduction of one team point, (2) disqualification (see 5-3-a and 5-4-c for scoring), (3) removal from the premises, (4) opponent being declared the winner. (See 6-6.)

- c. Shaking hands with the referee or opposing coach at the conclusion of the match constitutes failure to comply with postmatch procedures and shall constitute unsportsmanlike conduct.

### **Choice of Position**

SECTION 9. a. *Dual meets.* Immediately before the contest starts, the referee shall call the captains to the center of the mat and decide by the toss of a coin which team has the choice at the start of the second period in each weight class (see 1-4). The winner of the toss may choose the odd or even number of the weight classes listed consecutively. The wrestler who has the choice may select the top, bottom or neutral position, or defer choice until the third period. If the wrestler with choice defers, the opponent may select top, bottom or neutral. If the wrestler with the choice does not defer, the opponent will have the choice of top, bottom or neutral to begin the third period. The choice of odd or even matches in dual meets is not altered in case of a fall, default, forfeit or disqualification.

- b. *Tournaments.* Immediately after the end of the first period, the referee shall determine by toss of a coin or disk which wrestler has the choice at the start of the second period. The wrestler granted the choice shall have the options listed in 4-9-a. The other wrestler shall have the choice at the start of the third period.

### **Overtimes**

SECTION 10. In tournament or dual-meet competition when the contestants are tied at the end of three regular periods, they will wrestle a sudden death period a maximum of two minutes in length, with no rest between the regular match and the sudden death period (consolation matches included).

The sudden death period will begin with both wrestlers in the neutral position. The wrestler who scores the first point(s) will be declared the winner.

If no winner has been declared at the end of the two-minute sudden death period, a 30-second tiebreaker period will be wrestled. The referee will flip a coin or disk to determine which wrestler has choice of starting position for the tiebreaker period; that wrestler may select the top or bottom position, or may elect to give that choice to the opponent.

The wrestler who scores the first point(s) during the tiebreaker period will be declared the winner. If no scoring occurs in 30 seconds, the offensive



wrestler will be declared the winner.

If the scoring wrestler takes the opponent directly to meeting near-fall criteria, wrestling shall continue until the near fall or fall is awarded or until the period ends.

*Note 1: In a situation in which both wrestlers are penalized an equal number of points during the sudden death period, those points will be added to both scores, the sudden death period will be terminated, and the wrestlers will wrestle the tiebreaker period as stated above.*

*Note 2: The sudden death and tiebreaker periods will be regarded as extensions of the regular match. All points, penalties, cautions, warnings, timeouts and injury time will be cumulative throughout the regular match, the sudden death period and the tiebreaker period; however, time advantage does not carry over.*

### **Team Tiebreaker**

SECTION 11. In team-advance tournaments when two teams finish in a tie, the following criteria should be applied, in order, to determine advancement:

- a. Greater number of victories.
- b. Greater number of six-point victories (including falls, forfeits and defaults).
- c. Greater number of technical falls.
- d. Greater number of major decisions.
- e. Greater number of decisions.
- f. Lesser cumulative time of falls (pins).
- g. Lesser cumulative time of technical falls.
- h. Greater total of match points scored.
- i. Coin toss.

### **Control of Mat Area**

SECTION 12. All personnel, other than actual participating contestants, shall be restricted to a designated reserved area.

- a. For dual meets, this area shall be at least 10 feet from the mat and scorer's table; for tournaments, the tournament committee will designate a restricted zone. Coaches and medical personnel may leave this zone only to (1) approach the scorer's table to correct the score or time or to ask for an interpretation of score or time, (2) approach the scorer's table to question the referee's application of a rule, or (3) move toward the mat during a charged timeout or at the end of a match. (See 4-14.)



- b. During tournaments, a maximum of three team personnel will be permitted in the restricted area. If three team personnel are used, one must be a physician or certified athletics trainer with proper credentials.
- c. Failure to comply will be treated in the following manner: first violation—warning; second violation—warning; third violation—deduct one team point; fourth violation—deduct two team points; fifth and subsequent violations—deduct two team points and remove individual(s) involved from the premises. These offenses are accumulated per institution throughout each dual meet and for the duration of multiple duals and tournaments. Penalties for control of the mat area and for questioning the referee shall be cumulative and sequential.

### **Correction of Error**

SECTION 13. a. When an error has been made in positioning a wrestler in the top or bottom position at the start of the third period, all points and time advantage gained during the third period shall be canceled. After a rest period of one minute, the period shall be rewrestled. (Errors occurring during the first or second periods shall be corrected with wrestling resumed immediately.)

- b. If there is an error on the part of the timekeeper, scorers or referee, the error shall be corrected and the referee then will render a decision accordingly. This correction shall be made by the referee and shall take place before the contestants leave the mat area. Any error not resolved by the referee shall be arbitrated by the tournament committee. During a dual meet, correction shall be made by the referee before the start of a subsequent match. An error during the last match of a dual meet must be corrected before the referee has signed the scorebook.
- c. A clerical error in recording team scoring in a dual meet or tournament that does not necessitate additional wrestling may be corrected when discovered.

### **Questioning the Referee**

SECTION 14. a. When a coach believes the referee has misapplied a rule, the coach may approach the scorer's table and request that the match be stopped when there is no significant action. The referee and coach shall discuss the situation in a rational manner directly in front of the scorer's table. Both wrestlers shall remain in the 10-foot circle. Failure to comply will be penalized as a control-of-mat-area violation. (See 4-12-c.)

At this point, there are only two alternatives for the referee to consider. If there was a misapplication of a rule, the referee will make the necessary



adjustments at the scorer's table and resume the match. If there was no misapplication error, the referee shall determine the coach's action as intentional delay of the match and shall penalize the coach according to 4-12-c.

*Note: A coach shall be permitted, without penalty, to approach the scorer's table with the intent of correcting or asking for an interpretation of the score or time.*

- b. Badgering of the referee by the coach or any member of the team shall not be permitted. Failure to comply shall be considered questioning the referee's judgment and shall be penalized according to 4-12-c.
- c. Penalties for questioning the referee and for control of the mat area shall be cumulative and sequential.

## **Tournaments**

### **Tournament Committee**

SECTION 15. a. All tournaments should have a tournament committee designated before the start of competition.

- b. This committee should consist of at least three members.
- c. The committee should have the following duties:
  - (1) Administration of the tournament.
  - (2) Arbitration of all disputes.
  - (3) Consideration of extenuating circumstances relating to tournament operations.

### **Administration**

SECTION 16. a. Failure to verify entries by the stipulated deadline may result in disqualification from a tournament. Contestants thereafter failing to make verified weight shall not be allowed to participate in another weight classification.

- b. Contestants shall be allowed a maximum of five minutes to appear ready to compete at the specified mat. Failure to appear shall result in forfeit. (For exception, see 2-19.)
- c. Defeat due to injury in a tournament does not eliminate a contestant from further competition, except when a medical forfeit has been granted. A contestant injured during the course of tournament competition may declare a medical forfeit in subsequent rounds of the tournament without appearing on the mat, providing that the team physician has informed the tournament committee of the wrestler's inability to



continue. A contestant who forfeits for medical reasons shall retain advancement points and placement points previously earned but cannot advance further in the tournament. (See 2-19.)

- d. In case of injury or illness, the tournament physician, in consultation with the chair of the tournament committee, may rule on a contestant's ability to continue. (See 2-19.)
- e. A forfeit shall eliminate a contestant from further competition in that tournament.

f. A disqualification *may* eliminate a contestant from further competition in tournaments. In cases in which the disqualified wrestler is eliminated from further competition, all vacancies created in the tournament pairing shall be scored as forfeits. (See Note B under Penalty Table and 5-4-a.)

- g. Any contestant who fails to make weight for each day of a tournament shall be ineligible for further competition and shall not place in the tournament, except as covered in 2-19 and 4-16-d.
- h. It is recommended that no contestant wrestle two matches in any tournament with less than one hour of rest between such matches.
- i. It is recommended that medals and team trophies be presented formally in a ceremony made as impressive as possible. When student-athletes are receiving awards, they shall wear their school's official warm-up. No extra equipment (hats, signs, etc.) may be worn or carried at the awards ceremony.

### **Places Scored**

SECTION 17. In tournaments awarding four or more places, it is recommended that the loser in the final first-place match automatically take second place. The winner in the final consolation match should be awarded third place, and the loser should be awarded fourth place. In tournaments where six or more places are scored, the defeated wrestlers in the consolation semifinals should wrestle for fifth and sixth places. In tournaments where eight places are scored, the defeated wrestlers in consolation quarterfinals should wrestle for seventh and eighth places.

### **Drawings**

SECTION 18. Immediately after the verification of entries, drawings should



be made in accordance with the illustration provided on pages WR-31-32.

### **Seeding**

SECTION 19. When there are two outstanding contestants in any class, it is recommended that they be placed in opposite halves of the drawing bracket. In case several seeded wrestlers are of equal ability, their seeded positions should be determined by drawing.

If there is one outstanding wrestler in any class and also two others who are distinctly superior to the remainder in that class, those wrestlers should be seeded in different quarter-brackets of the half-bracket opposite from the outstanding wrestler. A seeded contestant should have the same opportunity to draw for the byes as other contestants in that bracket.

Consideration for determining seeded wrestlers, but not necessarily in this order, is given to: (a) returning place-winners, (b) a contestant with an undefeated season record, (c) head-to-head competition and (d) common opponents.

### **Byes**

SECTION 20. When the number of competitors is not a power of 2 (that is, 4, 8, 16, 32, 64), there should be "byes" in the first round. The number of byes should be equal to the difference between the number of competitors and the next higher power of 2. The number of pairs that meet in the first round should be equal to the difference between the number of competitors and the next lower power of 2. There should be no byes after the first round, and no further drawing is necessary for the first-place or consolation rounds. The byes, if even in number, should be divided equally between top and bottom. If the number of byes is uneven, there should be one more bye at the bottom than at the top, as shown on page WR-31.

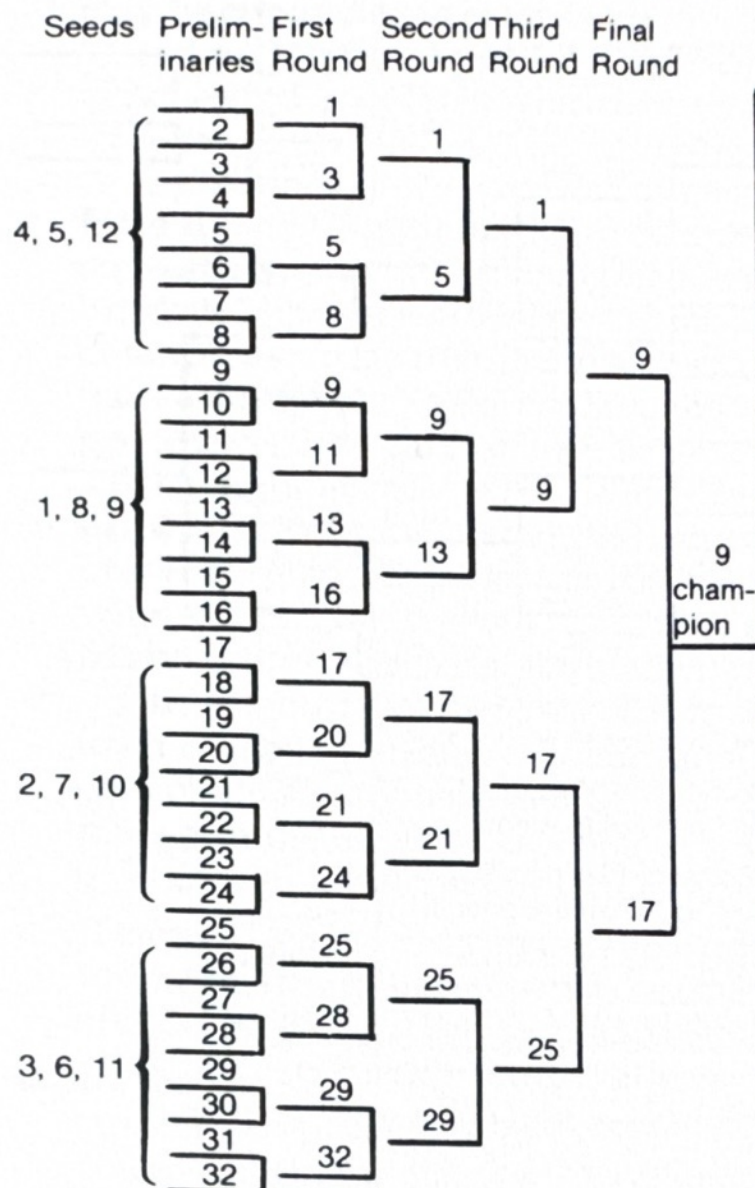
### **Contestants Eligible for Third-Place Matches (Consolations)**

SECTION 21. a. Immediately after completion of the first match of the round of 16 in each weight, consolation rounds should start among all contestants defeated by the winner of this round of 16 match. At the conclusion of the championship quarterfinals, the losers of those quarterfinals should be cross-bracketed into the third round of consolations. At the conclusion of the championship semifinals, the losers of those semifinals should be bracketed into the consolation semifinals. (See 4-21-b.)

After completion of the second through eighth matches in the round of 16 for the same weight, the same plan in the preceding paragraph should be followed.



# Graphic Illustration of Drawings and Seedings



When using a 32-wrestler bracket, if byes are drawn, they will take their places as shown in the first-round column as follows:

First bye—Line 32

Second bye—Line 2

Others, in order—Lines 18, 16, 28, 6, 22, 12, 30, 4, 24, 10, 26, 8, 20

When using a 16-wrestler bracket, byes will take their places in the same order as shown in the second-round column. In making pairings for the 16-wrestler brackets, or smaller, drawings should be made for the No. 1 seed to draw any place in the bracket. This is followed by drawing for the second seed to any place in the half-bracket opposite the No. 1 seed. The third seed then draws to the quarter-bracket opposite the second seed and the fourth seed to the quarter-bracket opposite the first seed.

No. 1-seeded wrestler draws for possible positions 9 through 16 in 2nd quarter.

No. 2-seeded wrestler draws for possible positions 17 through 24 in 3rd quarter.

No. 3-seeded wrestler draws for possible positions 25 through 32 in 4th quarter.

No. 4-seeded wrestler draws for possible positions 1 through 8 in 1st quarter.

No. 5-seeded wrestler draws for position in opposite half of 1st quarter.

No. 6-seeded wrestler draws for position in opposite half of 4th quarter.

No. 7-seeded wrestler draws for position in opposite half of 3rd quarter.

No. 8-seeded wrestler draws for position in opposite half of 2nd quarter.

No. 9-seeded wrestler draws for position in opposite 1/16th bracket from No. 8.

No. 10-seeded wrestler draws for position in opposite 1/16th bracket from No. 7.

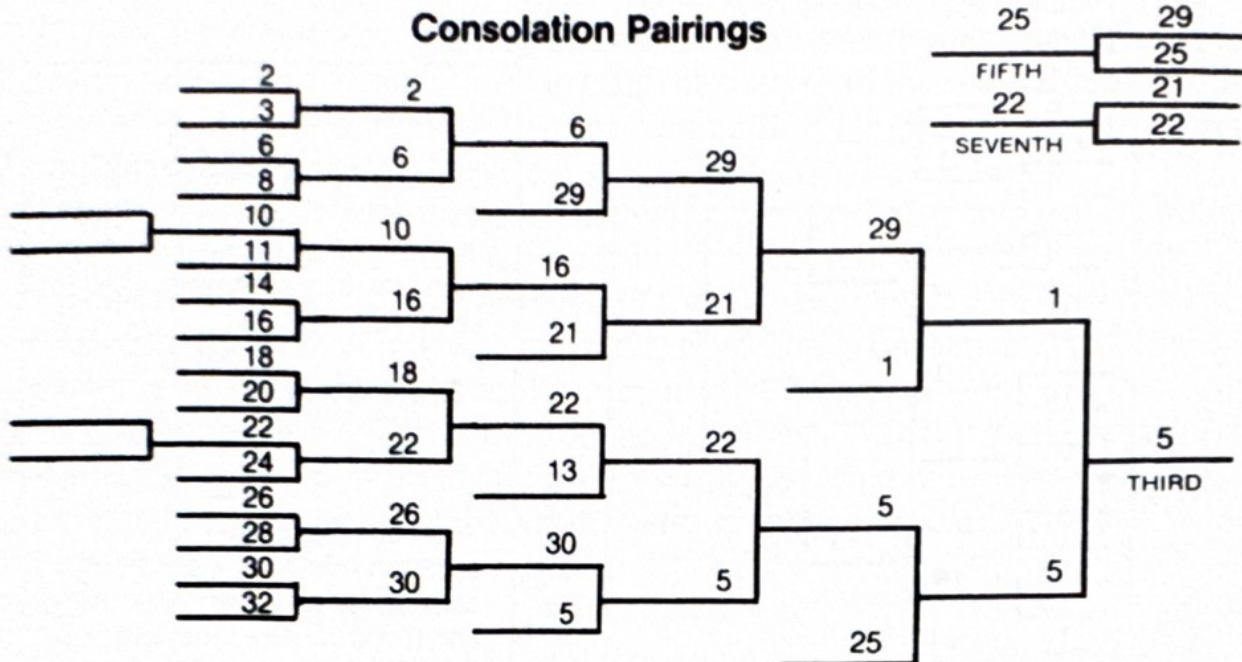
No. 11-seeded wrestler draws for position in opposite 1/16th bracket from No. 6.

No. 12-seeded wrestler draws for position in opposite 1/16th bracket from No. 5.

NOTE—When 12 wrestlers are seeded, Nos. 9 through 12 will be placed in the quarter-bracket as indicated in the illustration. These wrestlers will be drawn into the eighth-bracket with the lesser of the two seeds.



If seedings hold true, quarterfinals should pit No. 4 against No. 5, No. 1 against No. 8, No. 2 against No. 7 and No. 3 against No. 6



- 2 represents first wrestler defeated by Round of 16 winner 1.  
 3 represents second wrestler defeated by Round of 16 winner 1.  
 6 represents first wrestler defeated by Round of 16 winner 5.  
 8 represents second wrestler defeated by Round of 16 winner 5.  
 10 represents first wrestler defeated by Round of 16 winner 9.  
 11 represents second wrestler defeated by Round of 16 winner 9.  
 14 represents first wrestler defeated by Round of 16 winner 13.  
 16 represents second wrestler defeated by Round of 16 winner 13.  
 29 represents loser of championship quarterfinal in fourth quarter of bracket.  
 21 represents loser of championship quarterfinal in third quarter of bracket.

1 represents loser of championship semifinal in upper half of bracket.

Loser of consolation final (1) places fourth.

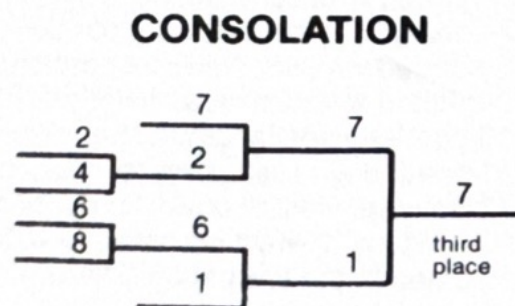
Losers of consolation semifinals (29 and 25) compete for fifth place.

Loser of this bout places sixth.

Losers of consolation quarterfinals (21 and 22) compete for seventh place.

Loser of this bout places eighth.

### Graphic Illustration of Bracketing for Eight-Wrestler Draw





- b. Consolation matches to determine third place and subsequent places may be conducted in accordance with the original first-round drawings. Therefore, those eligible for the third-place consolations should be matched in the order in which they were defeated by the quarterfinalists in each eighth-bracket.

The winner of the consolation matches involving eligible wrestlers from the first eighth-bracket should be matched with the winner of the consolation matches involving eligible wrestlers from the second eighth-bracket. The winner of this match should be paired with the loser of the championship quarterfinal match in the *fourth quarter* of the bracket (cross-bracketing) in the third round of consolations. Following the same procedure, the winner of consolation matches drawn from the third and fourth eighth-brackets should be matched against the loser from the *third quarter* of the bracket, the winner from the fifth and sixth eighth-brackets against the loser from the *second quarter* of the bracket, and the winner from the seventh and eighth eighth-brackets against the loser from the *first quarter* of the bracket.

The losers of the championship semifinals are not cross-bracketed. The loser of the upper-bracket semifinal is placed in the upper bracket of the consolation semifinals, and the loser of the lower-bracket semifinal is placed in the lower bracket of the consolation semifinal.

The eligible contestants are designated in 4-21-a.

- c. If two wrestlers who previously have competed against each other in the tournament are paired again in the consolation bracket, the matches should be wrestled and scored as if they had not met previously.
- d. In the unusual situation when both wrestlers are disqualified for any reason except flagrant misconduct, the wrestler who was awarded the first points in the match will be designated to continue in the consolation bracket. The wrestler who did not score first will be eliminated from further competition.

If the first points were awarded simultaneously, as in a double stall, the match will proceed immediately to the tiebreaker period, with the winner continuing in the consolation bracket. (See 4-10.)

If both wrestlers are disqualified for flagrant misconduct, neither wrestler may continue in the tournament. (See 6-6.)

### Example

SECTION 22. Referring to the illustration on WR-32, those eligible for the third-place rounds are 2, 3, 6 and 8 from the first quarter; 10, 11, 14 and 16 from the second quarter; 29 as the loser of the championship quarterfinal in



the fourth quarter; 21 as the loser of the championship quarterfinal in the third quarter; 1 as the loser of the championship semifinal in the upper half; 18, 20, 22 and 24 from the third quarter; 26, 28, 30 and 32 from the fourth quarter; 13 as the loser of the championship quarterfinal in the second quarter; 5 as the loser of the championship quarterfinal in the first quarter, and 25 as the loser of the championship semifinal in the lower half. Only the quarterfinal losers should be cross-bracketed.

Assume that 2 wins from 3 and 6 wins from 8; that 10 wins from 11 and 16 wins from 14; that 18 wins from 20 and 22 wins from 24, and that 26 wins from 28 and 30 wins from 32.

6 then wins from 2 and is matched in the third round of consolations against 29. 16 wins from 10 and is matched against 21. 22 wins from 18 and is matched against 13. 30 wins from 26 and is matched against 5.

29 wins from 6 and from 21 and is matched in the consolation semifinals against 1. 5 wins from 30 and from 22 and is matched in the consolation semifinals against 25. 1 and 5 win and compete for third and fourth places. The losers of the consolation semifinals, 29 and 25, compete for fifth and sixth places. The losers of the consolation quarterfinals, 21 and 22, compete for seventh and eighth places.

All third-place, fifth-place and seventh-place matches should be conducted before the first-place championship match.

### **Protests**

SECTION 23. Committees should be appointed at tournaments to hear all protests. Coaches only may protest errors in recording points or match results and nonjudgment errors in the application of rules. Coaches shall inform the official scorer and the referee of their intent to protest the bout before the bout sheet is removed from the scorer's table. The referee will note this intent to protest the bout on the bout sheet and shall notify the opposing wrestler not to leave the area until the matter is settled. These protests should be filed with the tournament committee in writing within a 10-minute period after the bout.

### **Optional Bracketing**

SECTION 24. Any conference or other non-NCAA qualifying tournament may use bracketing agreed upon by the participating schools.



---

# RULE 5

## Scoring

---

### Match

#### Scoring and Timing

SECTION 1. Match scoring and timing should be kept in plain view of spectators, contestants and coaches. It is recommended strongly that a timing device be available and visible for the purpose of recording time advantage. Information on time advantage should be made available to coaches during the progress of the match by the timekeeper.

### Individual

#### Points

SECTION 2. In all matches, the contestants are awarded points by the referee in accordance with the following system:

Takedown (2-6).....	2 points
Escape (2-7) .....	1 point
Reversal (2-8).....	2 points
Near Fall (2-9).....	2 or 3 points
Time Advantage (2-11) .....	1 point for one minute or more of net accumulated time in the advantage position. One point is the maximum to be awarded for the match, and this point shall be included in the final score.

(See Rule 6 and the Penalty Table for the effect of penalties on scoring.)

*Note: Method of recording score for an overtime match.*

*Example: 5-3 (SD)\**

*7-6 (TB)\*\**

*6-6 (TB)\*\*\**

*\*Use SD designation only for overtime matches that end in the sudden death period.*

*\*\*Use TB designation only for overtime matches that end in the tiebreaker period.*

*\*\*\*Correct method in recording result when no points are scored in the*



*tiebreaker period.*

The score at the end of regulation shall not be listed. In matches that go to the sudden death or tiebreaker period, the regulation-match score would have been tied at the eventual loser's final score.

### RECOMMENDED TOURNAMENT SCORING CHART

	1st	2nd	3rd	4th	5th	6th	7th	8th
Four Places	10	7	4	2				
Six Places	16	12	9	7	5	3		
Eight Places	16	12	9	7	5	3	2	1

## Team

### Dual Meets

SECTION 3. a. Six team points shall be scored toward the team total for each contestant who wins by a fall, default, forfeit or disqualification.

*Note: A team forfeit shall be scored 60-0 (six points for each weight class).*

- b. Five team points shall be scored for a technical fall.
- c. Four team points shall be scored for a major decision.
- d. Three team points shall be scored for a decision.

*Note: For definitions of the above a, b, c and d, see Rule 2, Definitions.*

### Tournaments

SECTION 4. a. *Places.* In tournaments, individual placement points should be awarded as soon as earned. Placement points already earned shall be deducted in case of forfeit (except medical forfeits, 2-19) or disqualification for flagrant misconduct. (For exceptions, see 4-16-c and d.)

In tournaments scoring eight places, the winner of each championship quarterfinal should be awarded three place points, the winner of each championship semifinal should be awarded nine additional place points and the winner of each championship final should be awarded four additional place points. The winner of the third round of consolations should receive one place point. The winner of the consolation quarterfinal match should receive two additional place points, and the winner of the consolation semifinals should receive four additional place points. The winner of third place and the winner of fifth place should receive two additional place points, while the winner of seventh place should receive one additional place point.

In tournaments scoring six places, the winner of each championship



quarterfinal should be awarded three place points, the winner of each championship semifinal should be awarded nine additional place points and the winner of each championship final should be awarded four additional place points. The winner of the consolation quarterfinal match should receive three place points. The winner of the consolation semifinals should receive four additional place points. The winner of third place and the winner of fifth place should receive two additional place points.

In tournaments scoring four places, the winner of each championship semifinal should be awarded seven place points and the winner of each championship final should be awarded three additional place points. The winner of each consolation semifinal should receive two place points, and the winner of third place should receive two additional place points.

- b. *Advancement points.* One team point should be scored for each match won in the championship bracket and one-half point in the consolation bracket, except for the final first-, third-, fifth- and seventh-place matches.
- c. An additional point should be scored for each match won by fall, default, forfeit or disqualification throughout the tournament.

Three-quarters of a point should be awarded for each match won by technical fall. One-half point should be awarded for each match won by major decision.

- d. One point in the championship bracket and one-half point in the consolation bracket may be awarded for a bye if the wrestler receiving the bye wins in the next round.



**SUMMARY OF SCORING***Dual Meet*

Fall .....	6 pts.
Forfeit .....	6 pts.
Default .....	6 pts.
Disqualification .....	6 pts.
Technical Fall	
(by 15-point differential) ..	5 pts.
Major Decision	
(by 8 through 14 pts.) .....	4 pts.
Decision	
(by fewer than 8 pts.) .....	3 pts.

*Tournament*

Fall .....	1 pt.
Forfeit .....	1 pt.
Default .....	1 pt.
Disqualification .....	1 pt.
Advancement	
Championship Bracket .....	1 pt.
Consolation Bracket .....	½ pt.
Technical Fall .....	¾ pt.
Major Decision .....	½ pt.
Bye followed by a win	
Championship Bracket .....	1 pt.
Consolation Bracket .....	½ pt.

*Individual Match*

Takedown .....	2 pts.
Escape .....	1 pt.
Reversal .....	2 pts.
Near Fall .....	2 or 3 pts.
Time Advantage .....	1 pt.
(Maximum for 1 minute or more)	



---

# RULE 6

## Infractions

---

### Penalty Table

SECTION 1. The infractions of the rules are penalized in accordance with the penalties listed on the Penalty Table.

### Indicating Infractions

SECTION 2. When indicating an infraction, the referee shall stop the match, except when warning and penalizing either wrestler in the neutral or defensive position for stalling; give the hand signal to indicate the point(s), warning or caution (see Referee's Signals), and announce the penalty so the contestants, scorers, coaches and spectators are aware of the infraction. The referee also should not stop the match for locked hands, grasping clothing or figure-four scissors committed during a successful reversal, escape or takedown.

*Note: See exceptions in 6-11, Notes 1 and 2.*

### Warnings and Sequence of Penalties

SECTION 3. The Penalty Table indicates the sequence of warnings and violations, which are cumulative throughout the match.

### Unsportsmanlike Conduct

SECTION 4. Unsportsmanlike conduct can occur before, during or after a match. It may include, but is not limited to, such acts as swearing, baiting an opponent, throwing headgear, repeatedly dropping one knee to the mat to break locked hands, failure to stop on the whistle, indicating displeasure with a call, failing to comply with postmatch procedures or coaching an injured contestant during an injury timeout. (See 7-2.)

Intentional breaches of decorum shall not be tolerated. This includes such acts as spitting or blowing of the nose (into other than designated receptacles and repositories), removal of uniform straps while still on the wrestling mat or other acts generally considered to be distasteful to spectators, coaches and fellow competitors. Such acts



**shall be penalized as unsportsmanlike conduct.**

The penalty for unsportsmanlike conduct by a wrestler during the pre- or postmatch period will be deduction of one team point for the first violation; the penalty for the second violation will be disqualification, the deduction of one team point and removal from the premises. Unsportsmanlike conduct before, during or after a match by coaches, athletics trainers, managers, physicians and noncompeting wrestlers will follow the same sequence of penalties.

The penalty for unsportsmanlike conduct by a wrestler during the match will be one match point for the first violation, one match point for the second violation, two match points for the third violation and disqualification for the fourth violation.

The penalties for unsportsmanlike conduct are cumulative throughout a dual meet or a tournament session for coaches, athletics trainers, managers and physicians. These penalties are cumulative per institution. They also are cumulative for a contestant for a match or dual meet.

A spectator who acts in an unsportsmanlike manner may be removed from the premises. The home management shall be responsible for the removal of spectator(s) upon request by the referee or assistant referee. This will be done without penalty to either team.

### **Unnecessary Roughness**

SECTION 5. Unnecessary roughness involves physical acts that occur during a match. It includes any act that exceeds normal aggressiveness. It would include, but is not limited to, a forceful application of a crossface, a forceful trip, or a forearm or elbow used in a punishing way, such as on the spine or the back of the head or neck.

*Note: Points for unnecessary roughness will be awarded in addition to points earned.*

### **Flagrant Misconduct**

SECTION 6. a. During the prematch, match or postmatch period, flagrant misconduct committed by either wrestler, such as intentionally striking an opponent, continued unnecessary roughness or unsportsmanlike conduct, or any act serious enough to disqualify a wrestler from a match shall be penalized by the deduction of one team point, disqualification of that contestant, removal from the premises and the opponent being declared the winner.



A contestant disqualified for flagrant misconduct is not entitled to team points in the dual meet being wrestled, placement points or an individual tournament award, nor will that contestant be credited with points earned before the incident; other contestants will remain in their respective positions.

In triangular, quadrangular, tournament, or similar dual-team events, individual(s) penalized for flagrant misconduct shall be disqualified and removed from the premises for the duration of the event, including multiple-day competitions.

If a noncompeting wrestler commits an act of flagrant misconduct, the same sanctions apply as if the student-athlete were a competing wrestler.

- b. Any item under unnecessary roughness (see 6-5) may be interpreted by the referee as flagrant misconduct.
- c. If the offender is an institutional representative other than the competing and noncompeting wrestlers, the penalty shall be the deduction of one team point and the offender shall be removed from the premises for the duration of the event, including multiple-day events.

### **Foreign Substance on Skin**

SECTION 7. The use of oil or greasy substances that cannot be completely removed shall be grounds for disqualification at the discretion of the referee. Timeout for the removal of such foreign substances shall be cumulative with the timeout for injuries throughout the match and will count against the wrestler's total of three timeouts. The total time used shall not exceed 1½ minutes. (See 7-1.)

## **Holds**

### **Illegal**

SECTION 8. Any hold shall be allowed, except the hammerlock above the right angle; twisting hammerlock; full nelson; front headlock without the arm; headlock without the arm; straight head scissors (even though the arm



is included); over-scissors; strangle holds; all body slams; twisting knee lock; key lock; overhead double arm bar; the bending, twisting or forcing of the head or any limb beyond its normal limits of movement; locking the hands behind the back in a double arm bar; full back suplay from a rear-standing position; leg cut back, and any hold used for punishment alone. (See illustrations beginning on page WR-62 for examples.)

Any hold with pressure exerted over the opponent's mouth, nose, throat or neck that restricts breathing or circulation is illegal.

**Any leg ride that hyperextends the knee of the defensive wrestler beyond the normal limits of movement shall be called illegal (see illustration Nos. 70 and 71). A variety of leg rides may be applied that do not exert hyperextensive pressure on the knee and therefore are permissible. (See illustration Nos. 72 and 73.)**

The match shall be stopped to penalize the offending wrestler who has applied an illegal hold, except when that contestant is the defensive wrestler in a pinning situation. In this instance, the referee should not stop the match to penalize the offending wrestler until the pinning situation has ended, unless it is necessary to prevent an injury.

#### Notes

1. *Contestants may grasp all four fingers in an effort to break a hold, but pulling back the thumb or one, two or three fingers is illegal.*
2. *The term "slam" is interpreted as lifting and bringing an opponent to the mat with unnecessary force. This infraction may be committed by a contestant in either the top or bottom position on the mat as well as during a takedown. When a contestant lifts the opponent off the mat and brings that wrestler to the mat with excessive force, a slam shall be called. A slam shall be called without hesitation after the situation occurs.*
3. *An intentional drill or forceful fall back is illegal when the defensive wrestler is in a standing position and the offensive wrestler has a scissor hold or a cross-body ride.*
4. *A leg hooked over the top toe of an opponent's straight body scissors is interpreted as an over-scissor and is therefore illegal. (See illustration No. 22.)*
5. *The offensive wrestler cannot lock hands around the head of the defensive wrestler when using the guillotine until the offensive wrestler meets near-fall*



*criteria.*

6. *For injury caused by illegal action, see 7-5.*
7. *A wrestler applying a legal hold should not be penalized when the opponent turns the legal hold into an illegal hold. The referee shall cause the hold to be released when it becomes illegal. However, the match need not be stopped unless the referee finds it necessary to do so in order to correct the situation.*
8. *Whenever possible, an illegal hold should be prevented rather than called. When an illegal hold cannot be prevented, it must be penalized. (Example: A twisting knee lock. See illustration Nos. 24-29.)*
9. *The three-quarter nelson is not to be interpreted as a headlock. (See illustration No. 43.)*
10. *Pulling the head over the shoulder with hands locked or overlapped is not to be interpreted as a headlock. (See illustration No. 42.)*
11. *The double arm bar is legal from any position if hands are locked at the side. (See illustration Nos. 38 and 39.)*
12. *Points for illegal holds will be awarded in addition to points earned by the offended wrestler.*

### **Potentially Dangerous**

SECTION 9. The double wristlock, toehold, split scissor and guillotine, when being applied with the limb forced beyond normal range of movement, and other holds that may cause injury when used legally are considered potentially dangerous holds. (See illustration Nos. 13-14, 52-53 and 57-59.)

Contestants should know the dangers of these holds and the block for them. The referee should anticipate danger of injury from these holds and be in position to block them before they reach the danger point. Referees should caution contestants verbally against forcing a potentially dangerous hold into an illegal position. (See 8-3-g.)

The chicken wing and arm bar are legal holds. When the hand of the defensive wrestler goes behind the back with parallel pressure to the long axis of the body, it becomes a twisting hammerlock and is illegal (see illustration Nos. 54-57). The double wristlock and chicken wing become illegal when forced into a twisting hammerlock position, as in the case of applying the force parallel instead of perpendicular to the long axis of the body. The reinforced (power) half nelson or the half nelson may become potentially dangerous when the defensive wrestler is unable to roll in the direction of the pressure. (See illustration Nos. 58 and 59.)



*No contestant ever should be put in a position where that wrestler must forfeit a neutral position, a position of advantage or a fall because of an injury. If a legitimate hold is forced to such an extent as to endanger a contestant, or if it becomes a punishing hold, the referee shall stop the match and require the hold to be broken. No penalty points should be awarded. The match shall be resumed in the neutral or starting position on the mat as determined by the position held at the time the match was stopped.*

## **Technical Violations**

### **Stalling**

SECTION 10. a. *It is the responsibility of contestants, referees and coaches to avoid the use of stalling tactics or allow their use. Action is to be maintained throughout the match by the contestants making an honest attempt to stay near the center of the mat and wrestle aggressively whether in the top, bottom or neutral position. This concept shall be demonstrated by those responsible with strict enforcement by referees. A stalling penalty is preceded by a warning, and there shall be only one warning per contestant per match.*

When a referee recognizes stalling unquestionably occurring at any time and in any position, the offender will be warned and thereafter violations will be penalized when stalling recurs. *These provisions require the referee to penalize stalling without hesitation. (See 6-10-f.)*

- b. *Holding legs. Repeatedly grasping or interlocking hands around a leg resulting in a stalemate situation, in any position, is to be considered stalling. It is stalling when the wrestler in the advantage position on the mat grasps the defensive wrestler's leg(s) with both hands or arms, unless such action is designed to break his adversary down for the purpose of securing a fall or to prevent an escape or reversal. Repeatedly grasping and holding the leg(s) with both hands or arms merely to break the defensive wrestler down or to maintain control is a violation under this rule. When the defensive wrestler has gained a standing position, the wrestler in the advantage position is allowed reaction time to begin a breakdown.*
- c. *Neutral position. Each wrestler must make an honest attempt to work toward the center of the mat and maintain an attack to secure a takedown, regardless of the time or score of the match. Contestants may maneuver outside the center circle and avoid the tie-up if such action is taken to acquire a takedown. Repeated movement away from the opponent without attempting a takedown is defined as fleeing the opponent and is*



stalling. Withdrawing from the tie-up is not stalling if such action is intended to improve position and is directed toward the opponent. A contestant who continuously avoids contact without initiating an attack, plays the edge of the mat, secures a single leg and does not attempt to finish the move, or uses upper-body tie-ups to control and move the opponent without attempting a takedown is stalling. Repeated use of the head as a lever to acquire a defensive position while in the tie-up is stalling.

- d. *Advantage position.* The contestant in the advantage position on the mat must wrestle aggressively and attempt to secure a fall when action permits. Whenever the offensive wrestler is content to hold the opponent on the mat and not work for a fall, the offensive wrestler is stalling. Typical holds contributing to stalling include: cross-body ride, scissors on the near leg, lacing both legs of the defensive wrestler, spiral and half-nelson ride. Intentionally releasing an opponent is not considered stalling. The released wrestler is to be allowed reaction time before a takedown can be attempted. The responsibility to improve the position in the rear-standing position lies with the offensive wrestler. Failure to attempt to take the opponent back to the mat should be treated as stalling.

*Note: Repeatedly applying the legs while in the rear-standing position is stalling.*

- e. *Defensive position.* Refusing to wrestle aggressively in the defensive position is stalling. The contestant in the defensive position must initiate action designed to escape or reverse the opponent. Failure to make these attempts is stalling and shall be penalized as a technical violation. The referee will give both visual and verbal warnings without stopping the match. (See Penalty Table.)

*Note 1: When there is little or no action in the mat position, the responsibility for initiating action rests with both wrestlers.*

*Note 2: A stalemate or stalling should not be called on a defensive wrestler when, in reality, it is the offensive wrestler who has made no attempt to improve position or turn the opponent and therefore is responsible for the inactivity. Examples are: double- or single-bar arms, double-leg grapevine, inside turk figure-four ride.*

- f. *Stalling in the final 15 to 20 seconds of a match.* With the increased excitement among coaches, referees and spectators during the closing seconds of many matches, stalling penalties often are



called unjustly and unfairly. These frequently are penalties that would not be called during comparable action earlier in the match. Stalling should be called consistently through the match. A stalling warning or penalty should be called during the concluding moments of a match only when stalling unquestionably is occurring.

- g. *Delaying match.* Delaying the match—such as straggling back from out of bounds or unnecessarily changing or adjusting equipment—is stalling and shall be penalized as stalling.

### **Interlocking Hands**

SECTION 11. Wrestlers in the position of advantage may not interlock or overlap their hands, fingers or arms around their opponent's body or both legs unless all of their opponent's weight is supported entirely by the opponent's feet or the offensive wrestler has the opponent in a pinning situation. The mere touching of the defensive wrestler's hands to the mat is not considered a change in this position unless the hands are weight-bearing, in which case the offensive wrestler is allowed reaction time to release the lock. It is unsportsmanlike conduct for the defensive wrestler to touch either or both hands or one knee to the mat in order to release the offensive wrestler's lock, and the referee shall not call a violation if the lock is held in such cases. (See illustration Nos. 65-68.)

*Note 1: The referee shall stop the match when it is obvious that the defensive wrestler will not complete an escape or reversal. If the defensive wrestler is successful with the escape or reversal, the match shall not be stopped to award points.*

*Note 2: Time advantage should be stopped at the time the referee signals that the offensive wrestler has an unfair advantage, such as locked hands or other technical violations. The referee is to signal this violation by giving the locked-hands or illegal-hold signals as shown in the Referee's Signals (page WR-79).*

### **Figure-Four Scissors**

SECTION 12. The figure-four scissors is a technical violation when applied by the offensive wrestler around the body or around both legs of the defensive wrestler or around the head, with or without the arm included, in a neutral position by either wrestler.

The referee shall stop the match when it is obvious that the offended wrestler will not complete the takedown, reversal or escape. If the offensive wrestler completes the takedown, the match shall not be stopped and points shall be awarded as in interlocking of hands.



**Leaving Mat Without Permission**

SECTION 13. It is a technical violation to leave the mat without first receiving permission to do so from the referee.

**Fleeing Wrestling Area**

SECTION 14. Fleeing the wrestling area or forcing an opponent out of the wrestling area as a means of avoiding being scored upon is a technical violation. Both wrestlers should make every effort to remain in bounds. When the referee feels that either wrestler has failed to make every effort to stay in bounds under fleeing situations, the offending wrestler shall be penalized.

**Toweling Off**

SECTION 15. A timeout for toweling off perspiration during a match is a technical violation.

**Grasping Clothing**

SECTION 16. Grasping of clothing, the mat, equipment or headgear by a contestant is a technical violation, and any advantage gained thereby shall be nullified.

*Note: (Treat same as Notes under Section 11.)*

**False Starts**

SECTION 17. Making false starts is a technical violation. The sequence of penalties will be:

- a. First and second violations—visual caution, signified by a C formed by the forefinger and thumb.
- b. Third and subsequent violations—one penalty point for each occurrence.

The sequence of penalties is inclusive with incorrect starting positions.

**Incorrect Starting Positions**

SECTION 18. Assuming an incorrect starting position can be a technical violation when, in the judgment of the referee, a wrestler repeatedly assumes an incorrect starting position to:

- a. Gain a distinct advantage over the opponent or
- b. Demonstrate obvious disregard for the referee's instructions or the rules.

Other incorrect starting positions shall be corrected by the referee by verbal communication with the wrestler(s).

The sequence of penalties is inclusive with false starts.



# PENALTY TABLE

Infraction	Rule, Section	First Violation	Second Violation	Third Violation	Fourth Violation	Fifth Violation
Unnecessary roughness <sup>1</sup>	6-5	1 match pt.	1 match pt.	2 match pts.	Disqualify	—
Illegal holds <sup>1</sup>	6-8	1 match pt.	1 match pt.	2 match pts.	Disqualify	—
Technical violations <sup>1</sup>	6-10— 6-18	1 match pt.	1 match pt.	2 match pts.	Disqualify	—
Stalling (and delaying match)	6-10 (6-10-g)	Warning	1 match pt.	1 match pt.	2 match pts.	Disqualify
False starts	6-17	Caution	Caution	1 match pt.	1 match pt.	1 match pt.
Incorrect starting positions	6-18					
Unsportsmanlike conduct <sup>2</sup> — nonparticipating team personnel; contestants before and after match	6-4	Deduct 1 team pt.	Disqualify; deduct 1 team pt.; remove from premises <sup>3</sup>	—	—	—
Unsportsmanlike conduct <sup>2</sup> — contestants	6-4	1 match pt.	1 match pt.	2 match pts.	Disqualify	—
Flagrant misconduct— wrestlers	6-6	Disqualify; deduct 1 team pt.; remove from premises <sup>3</sup> ; opponent declared the winner	—	—	—	—
institutional representatives		Deduct 1 team pt.; remove from premises <sup>3</sup>				
Control of mat area	4-12	Warning	Warning	Deduct 1 team pt.	Deduct 2 team pts.	Deduct 2 team pts.; remove from premises <sup>3</sup>
Questioning the referee <sup>4</sup>	4-14 8-5-h					



Infraction	Rule, Section	First Violation	Second Violation	Third Violation	Fourth Violation	Fifth Violation
Foreign substances on skin, appearance, or illegal uniform or equipment	6-7	Disqualify if not removed or corrected within contestant's remaining injury time <sup>5</sup>	—	—	—	—
Communicable diseases	3-7	Disqualify	—	—	—	—

Note A: Any combination of four penalties, excluding false starts and assuming incorrect starting position, accumulated during a match (including overtime and the tiebreaker) will result in disqualification.

Note B: Disqualification due to technical violation, illegal holds, unnecessary roughness or unsportsmanlike conduct does not eliminate a contestant from further tournament competition. Disqualification for flagrant misconduct eliminates that contestant from further competition in that tournament, and that contestant forfeits all points and placement earned in the tournament.

<sup>1</sup>Points for unnecessary roughness, technical violations and illegal holds will be awarded in addition to points earned by the offended wrestler.

<sup>2</sup>The penalties are cumulative throughout a dual meet or a tournament session for coaches, athletics trainers, managers and physicians. They are cumulative for a contestant for a match or dual meet. These penalties are cumulative per institution.

<sup>3</sup>Removal is for the duration of the event in which it occurs. This includes single-day and multiple-day events.

<sup>4</sup>These offenses are cumulative per institution throughout each dual meet and for the duration of triangular meets, quadrangular meets and tournaments.

<sup>5</sup>Referee may declare an official timeout to correct equipment or uniform that becomes illegal or inoperative during use.

## SUMMARY OF TECHNICAL VIOLATIONS

Holding legs (6-10-b)	Fleeing wrestling area (6-14)
Delaying match (6-10-f)—(treat under stalling)	Towelng off (6-15)
Interlocking hands (6-11)	Grasping clothing, etc. (6-16)
Figure-four scissors (6-12)	False starts (6-17)
Leaving mat without permission (6-13)	Incorrect starting position (6-18)



---

# RULE 7

## Injuries and Timeouts

---

### Timeout

SECTION 1. a. An injured or ill contestant may be awarded timeout up to a maximum of 1½ minutes, which is cumulative throughout the match, including overtime periods. Additionally, there shall be a limit of three timeout periods taken by each wrestler in any match. If, at the expiration of the timeout, the contestant is able to continue wrestling, the match shall be resumed as if the contestant had gone out of bounds. Only the referee may call such timeouts.

Additionally, the referee shall have the prerogative to stop the match to determine the presence of an injury to a contestant before starting the injury time or recovery time.

b. When bleeding occurs, the referee shall interrupt the match, except when bleeding is insignificant and point-scoring action is taking place. In that case, the match shall be interrupted as soon as the point-scoring situation is completed. Timeout for bleeding shall not count against the wrestler's total of three allowed timeouts or against the wrestler's 1½ minutes of injury time. The number of and length of timeout periods for such bleeding is left to the discretion of the referee. If bleeding becomes excessive or causes an inordinate amount of timeouts, the referee, in consultation with a certified athletics trainer or physician, shall have the authority to default the match.

Blood on a uniform does not necessarily require a uniform change; however, in the rare case when a wrestler's uniform becomes saturated with blood, that wrestler shall be directed to change into another official uniform. If another official uniform (see 1-11-a) is not available, the match shall be defaulted, with the



other wrestler declared the winner. (For more information, see Appendix A.)

- c. The coach has the prerogative to default (stop) a match in progress, or during a timeout or injury timeout, by walking onto the edge of the wrestling area in an orderly manner to notify the referee. The contestant may terminate the match by stating clearly and verbally to the referee the intent to default. It is understood by the coach, contestant and referee that either of these procedures terminates the bout in progress.
- d. When a contestant returns to the mat ready to wrestle after an injury timeout and the referee questions the contestant's ability to continue, the referee may call an official timeout for medical consultation. The official timeout occurs only after the contestant's injury time has expired. The medical personnel can examine, but not treat, the contestant during this time.
- e. Time used to recover a dislodged or lost contact lens shall be charged against a contestant's 1½ minutes of injury time.

### **Coaching an Injured Contestant**

SECTION 2. Coaching an injured contestant during an injury timeout is unsportsmanlike conduct. The offending coach shall be penalized according to 6-4. Coaching of a wrestler who has been injured as a result of illegal action is permitted. During injury timeout, both wrestlers shall remain on the mat. The referee shall take a position near the injured wrestler. The injured wrestler's coach may approach the injured contestant, but any verbal communication (other than that regarding the injury) shall be interpreted by the referee as coaching. The uninjured wrestler may receive coaches' instruction during this time.

### **Serious Injury**

SECTION 3. If an injured contestant is unable to continue wrestling, the match shall be awarded in accordance with Sections 4 and 5 of this rule. If a contestant is rendered unconscious, that wrestler shall not be permitted to continue in the match after regaining consciousness without the approval of a physician.

A contestant who receives a temporary injury to the head, neck or spinal column that does not render that contestant unconscious shall not be permitted to continue the match without approval of a physician or certified athletics trainer.



**Accidental Injury**

SECTION 4. If a contestant is injured accidentally and is unable to continue the match, the opponent shall be awarded the match by default.

**Injury From Illegal Action**

SECTION 5. a. Each time a contestant is injured by an opponent using an illegal hold or committing unnecessary roughness and is unable to continue, that wrestler is allowed a maximum of two minutes of recovery time to be ready to wrestle. This time does not count against that wrestler's cumulative 1½ minutes of injury time. If that contestant is not able to continue at the end of two minutes of recovery time, then the match is awarded to the injured contestant and scored as a default. However, if the injured contestant recovers and wrestling resumes, that contestant then cannot be awarded the match by default for this illegal action.

b. In the case of an intentional attempt to injure an opponent, the offender is guilty of flagrant misconduct (6-6) and shall be disqualified.

**Attendants During Timeout**

SECTION 6. No more than two attendants and a physician/athletics trainer shall be permitted on the mat with the wrestler during timeout.



---

# RULE 8

## Officials

---

### Referee

The NCAA Wrestling Committee recommends that all collegiate referees used for dual-meet and tournament competition be current members of the National Wrestling Officials Association and view the NCAA rules-interpretation videotape.

#### Attire

SECTION 1. The referee will be attired neatly. A referee's attire for all dual meets and tournaments shall consist of:

- a. Black-and-white referee's short-sleeve knit shirt,
- b. Black full-length trousers,
- c. Black socks and black gym shoes,
- d. Black belt,
- e. Red and green wristbands, and

*Note: Referees should wear green on their right wrist and red on their left to correspond to the starting lines of the home and visiting teams, respectively. However, referees shall have the flexibility to switch color assignments to match team uniforms.*

- f. Other accessories—coin or colored disk and whistle.

#### Responsibility

SECTION 2. On matters of judgment, the referee shall have full control of the meet. The referee's decisions shall be final; however, a referee may change a call immediately if the referee feels the call was in error. On matters of a technical nature, the current NCAA rules shall be the final authority.

#### Duties

SECTION 3. a. Before the contestants come to the mat, the referee shall:

- (1) Inspect contestants for grooming, the presence of oils or greasy substances, rosin, objectionable pads, improper clothing, finger rings, and long fingernails and advise against the chewing of gum during



the match as a health hazard;

- (2) Inspect the mat for official markings (see 1-6 and 1-7);
  - (3) Clarify the rules with coaches and contestants, and
  - (4) Advise contestants to report to their designated areas (red and green) on the circle at the center of the mat, opposite each other and ready to wrestle.
- b. Before a dual meet starts, the referee will call the team captains to the center of the mat for the toss of the coin to determine the choice of position at the start of the second period. (See 1-4 and 4-9.)
  - c. The referee will use the Referee's Signals (WR-79).
  - d. The referee shall signal the timekeepers as follows:
    - (1) When the match is started or stopped for any reason.
    - (2) When time advantage begins or ends for a contestant.
    - (3) Whenever timeout is involved in any situation occurring in the match.
  - e. The referee will signal and verbally notify the scorer and contestants when warnings or points are awarded to either contestant. The referee is to be sure to let the wrestlers know when near-fall points have been earned.
  - f. The referee shall be firm in enforcing the letter and spirit of the rules and penalize consistently any repeated infractions. The referee must enforce vigorously and promptly the penalties for the infractions as provided in Rule 6. On each warning and penalty, except the warning and penalty for neutral or defensive stalling, the referee shall stop the match and announce the penalty in the prescribed manner so that the contestants, scorers, coaches and spectators are aware of it. (See Referee's Signals.) The referee also should not stop the match for locked hands, grasping clothing or figure-four scissors committed during a successful reversal, escape or takedown.
  - g. The referee shall caution the user of a potentially dangerous hold in order to prevent possible injury. Such holds should be stopped by the referee, if possible, before reaching the dangerous stage. (See 6-9.)
  - h. The referee verbally may instruct but not coach the wrestlers.
  - i. The referee shall take a position near the injured wrestler during injury timeout. The referee is to watch for coaching of the injured wrestler, which is unsportsmanlike conduct. (See 6-4 and 7-2.)



- j. The referee should not place either or both hands under the shoulders of a contestant unless absolutely necessary to determine a fall.
- k. The referee should meet promptly, in a spirit of good sportsmanship, any situation developing unexpectedly.
- l. If, at the end of a match, there is a doubt as to the winner, the referee shall order the contestants to stay on the mat, then check the time advantage and the scorers' records to decide the winner. The time advantage, if any, shall be recorded on the scoreboard, and the referee shall declare the winner.
- m. The referee shall sign the official score sheet or score book certifying final results.
- n. The referee is responsible for the seating arrangement at the scorer's table in accordance with the diagrams on page WR-57.
- o. If a correction is made, the referee should advise the wrestlers, coaches and table personnel as soon as possible.
- p. If the referee determines that a fall, near fall, takedown, reversal, escape or any infraction has occurred, and the period ends before the referee can so indicate, the fall or points shall be awarded or the offending wrestler penalized. If the referee is in doubt as to whether such a situation has occurred before or after the period has ended, the referee shall consult with the assistant referee, if available. If there is no assistant referee or if the assistant referee also is in doubt, the referee shall ask the match timekeeper if the indication was made by hand signal before the period ended. (See 2-12-f.)

## **Other Officials**

### **Assistant Referee**

SECTION 4. In tournament competition, it is recommended that one assistant referee be assigned to assist the referee. The use of an assistant referee is designed to minimize human error. The assistant referee will be granted the same mobility as the referee and complement the referee during the match by making visual signals, visual point calls and assisting calls; however, the referee will be in control of the match. When possible, the assistant referee should be in a position to observe mat action and the clock simultaneously at the expiration of each period.

### **Assistant-Referee Procedures**

SECTION 5. a. Verbal communication between the assistant referee and referee is encouraged.



- b. When the assistant referee disagrees with the referee, it is mandatory that the assistant referee immediately bring it to the referee's attention.
- c. When the assistant referee disagrees with the referee, the match should be stopped as soon as it is practical and an official timeout will be indicated. The assistant referee should avoid interrupting the match while significant action is in progress.
- d. When necessary, the assistant referee and referee should meet quickly in front of the scorer's table to discuss the disagreement.
- e. An assistant referee may support, disagree with or have no opinion relative to a decision. However, the referee should prevail in the event of a disagreement.
- f. When a decision is reached, the referee should inform the scorer's table of any change in the match scoring.
- g. The referee, assistant referee and two contestants are the only individuals permitted to step onto the wrestling mat. Coaches are not permitted to address the assistant referee. (Failure to comply will be penalized according to 4-12-c.)
- h. If the assistant referee determines that a coach, contestant or other team representative is in violation of rules pertaining to unsportsmanlike conduct, control of the mat area or questioning judgment, the assistant referee should notify the violator and the referee when appropriate. The referee shall inform the scorer's table.

### **Match Timekeeper**

SECTION 6. The match timekeeper is responsible for the following:

- a. Overseeing assistant timekeepers and scorers, constantly checking their activities.
- b. Keeping the overall time of the match.
- c. Keeping and recording timeouts. The time remaining shall be called out at intervals of one minute, 45 seconds and 30 seconds and counted down from 15 seconds to zero.
- d. Notifying the referee of a disagreement among the official scorers or timekeepers or when requested by the coach to discuss a possible error. The timekeeper should wait until significant action has ceased before notifying the referee, who then will stop the match.
- e. Assisting, when requested by the referee, in determining whether a situation occurred before or after the termination of a period.



- f. Calling the minutes to the referee, contestants and spectators in each match. The last minute of each period shall be reported at 15-second intervals (45, 30, 15 seconds).

*Note: The home institution shall provide each timekeeper with (an) accumulative time clock(s) for recording the time during the match. The match timekeeper shall be provided with two extra accumulative time clocks for recording time out in case of injury to the contestants. The match timekeeper also shall be provided with a gong, horn or bell. A multiple timer may be used in place of time clocks.*

- g. Informing contestants and coaches, when requested, of time advantage accumulated if a visual clock is not available.
- h. Informing the referee when a differential of 15 points occurs.

### SEATING ARRANGEMENT AT SCORER'S TABLE

WHEN INDIVIDUAL CLOCKS OR STOPWATCHES ARE USED

Home-Team Assistant Timekeeper	Visiting-Team Assistant Timekeeper	Match Timekeeper	Visiting-Team Scorer	Home-Team Scorer
--------------------------------------	--	---------------------	-------------------------	---------------------

WHEN MULTIPLE TIMER IS USED

Timekeeper	Visiting Scorer	Announcer or Home Scorer
------------	-----------------	--------------------------

### Assistant Timekeepers

SECTION 7. The assistant timekeepers may be assigned and are responsible for the following:

- Recording the cumulative time advantage of the contestants to whom they have been assigned (usually opponents) when indicated by the referee.
- Constantly checking each other's time-advantage recording.
- Constantly checking the match timekeeper's time recording.
- Showing the referee the actual recording of the time advantage each contestant has accumulated at the end of the match.
- Stopping time advantage when the referee signals loss of control, illegal interlocking of hands, illegal holds or grasping of clothing.



**Scorers**

SECTION 8. The scorers are responsible for the following:

- a. Recording which contestant has the choice of position at the start of the third period.
- b. Recording points scored by both contestants when signaled by the referee.
- c. Constantly checking each other's scoring.
- d. Immediately advising the match timekeeper when they are in disagreement regarding the score.
- e. Keeping the scoreboard operator continually advised of the official score during each match.
- f. Showing the referee the score book at the end of each match.
- g. Recording the time-advantage point, if earned, in the final match score.
- h. Recording the time advantage at the end of each period.
- i. Informing the timekeeper and referee when a technical fall occurs.

**Scoring Abbreviations**

SECTION 9.

T-2—Takedown  
R-2—Reversal  
E-1—Escape  
N-2—Near fall (two seconds)  
N-3—Near fall (five seconds)  
S—Stalling  
TV—Technical violation  
P—Illegal holds, unnecessary roughness  
C—Caution  
W—Warning  
—Neutral  
—Top  
—Bottom

UC—Unsportsmanlike conduct  
FMC—Flagrant misconduct  
F 1:36—Fall at 1:36  
For.—Forfeit  
M. For.—Medical forfeit  
Def.—Default  
DQ—Disqualification  
TF 5:19—Technical fall at 5:19  
MD—Major decision  
Dec.—Decision  
RT—Riding time  
SD—Sudden death  
TB—Tiebreaker

*Note: The abbreviations listed above are the only official terms for recording a result.*






Nos. 1, 2 and 3—FRONT, REAR AND SIDE VIEW OF OFFICIAL UNIFORM. *Front (with 4-inch inseam) and rear view of official shirt. Any shirt with more exposure is illegal. The rear view also shows a wrestler's pinning area.*



No. 4—TOUCH START (sight-handicapped). *Each contestant shall have the fingers of one hand over and the fingers of the other hand under the opponent's fingers. Fingers shall not extend beyond the knuckles.*





No. 5—NEUTRAL STARTING POSITION. *Correct starting position for neutral wrestling. Wrestlers should place lead foot or both feet on their respective, designated starting line.*



Nos. 6 and 7—STARTING POSITION. *As required in 2-1-b-c. (Note starting lines, 1-7.)*





No. 8—OPTIONAL OFFENSIVE STARTING POSITION. [2-1-c-(2)]



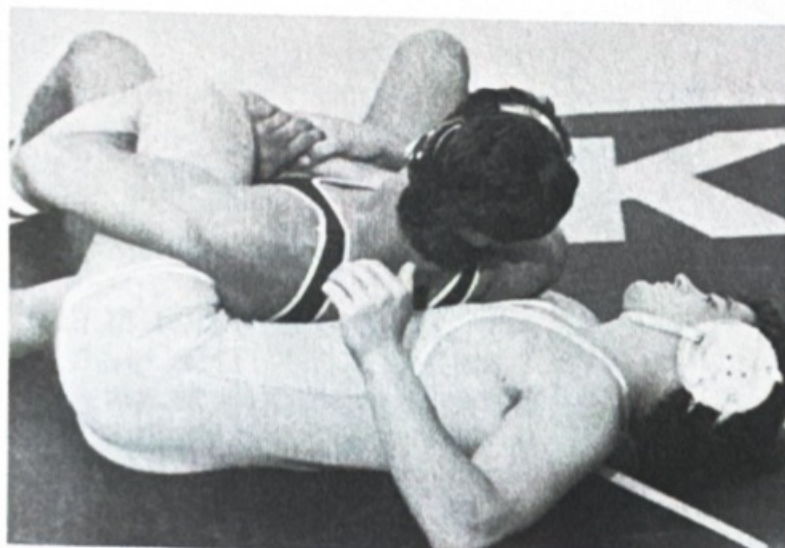
No. 9—ILLEGAL OPTIONAL OFFENSIVE STARTING POSITION. Wrestler cannot straddle opponent's body. [2-1-c-(2)]



No. 10—CONTROL. Control after allowance for reaction time.




No. 11—CONTROL. Control after allowance for reaction time.



No. 12—CONTROL. Possible control by controlling the top leg.





**No. 13—ILLEGAL HAMMERLOCK (ABOVE RIGHT ANGLE).** *The hammerlock is a legal hold, provided the arm is not bent above the right angle (i.e., provided that the arm is not carried above the small of the back); and provided, further, that the hand is not forced away from the body, making it a twisting hammerlock. In this illustration, the arm is carried distinctly above the right angle and the hold is illegal.*

**No. 14—ILLEGAL DOUBLE WRISTLOCK ON THE MAT.** *Double wristlock turned into a typical twisting hammerlock that will injure opponent's shoulder if the arm is forced upward, unless opponent turns with the pressure, which often the opponent is unable to do to prevent injury to the shoulder.*



**No. 15—LEGAL DOUBLE WRISTLOCK ON THE MAT.** *The double wristlock on the mat is legal if the direction of the force is perpendicular to the long axis of the body.*





No. 16—LEGAL FRONT HEADLOCK. *Illustration shows arm alongside of face with arm included.*



No. 17—ILLEGAL FRONT HEADLOCK. *Illegal front headlock without arm included.*



No. 18—ILLEGAL HEAD SCISSORS. *This straight scissors on the head is illegal.*

No. 19—LEGAL HEAD SCISSORS (FIGURE-FOUR HEAD SCISSORS). *The figure-four head scissors is considered legal when taken as shown, with the hold on either side of the face.*







No. 20—FIGURE-FOUR HEAD SCISSORS FROM A NEUTRAL POSITION. *This hold, taken from a neutral position, is a technical violation.*



No. 21—FIGURE-FOUR SCISSORS. *This hold around the body or both legs is a technical violation.*



No. 23—STRAIGHT BODY SCISSORS. *A legal hold.*



No. 22—OVER-SCISSORS (AN ILLEGAL HOLD). *The over-scissors is barred because it is a punishing hold. Forcing the over-scissors endangers the ankle or the knee of the opponent.*





Nos. 24 and 25—ILLEGAL TWISTING KNEE LOCK. This shows a twisting knee lock. It is an illegal hold (6-8). The referee should anticipate the danger of injury from this hold and be in a position to block it before it reaches the danger point. (See 6-9.)



No. 26—ILLEGAL TWISTING KNEE LOCK. Twisting-knee-lock pressure against the normal movement of the knee joint as illustrated constitutes an illegal hold.




No. 27—LEGAL LEG TRAP. This is legal if heel goes to buttocks and not to side of hip. If top wrestler does not improve position, the top wrestler can be called for stalling.





Nos. 28 and 29—ILLEGAL TWISTING KNEE LOCK. Both illustrations show illegal twisting knee lock. The pressure is against the normal movement of the knee joint.



No. 30—ILLEGAL KNEE LOCK. The top wrestler has obstructed the normal movement of the knee joint.






Nos. 31 and 32—LEGAL TAKEDOWNS. At the edge of the mat, takedown points shall be awarded when control is established while at least the feet of either wrestler finish down on the mat in bounds. The knees can either be on or above the mat when the takedown is awarded.







No. 33—LEGAL REVERSAL. *At the edge of the mat, reversal points shall be awarded when control is established while the supporting points of either wrestler are in bounds or while at least the feet of the scoring contestant finish down on the mat in bounds.*



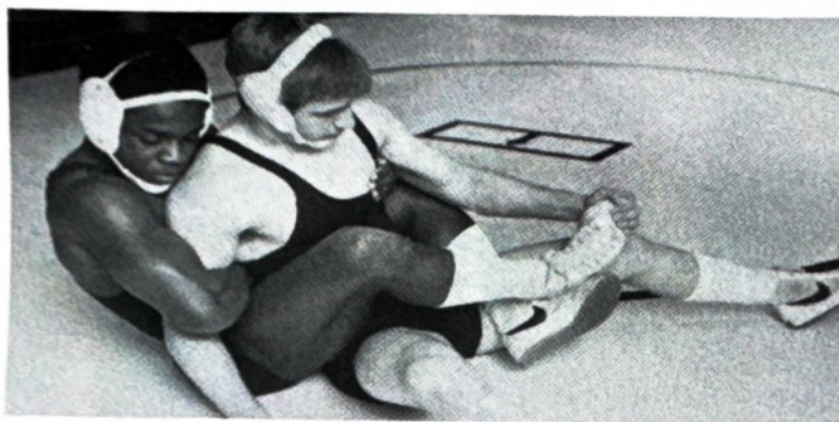
No. 34—NO NEAR FALL. *The shoulder and scapula of the defensive wrestler have broken the plane of the mat area. No near fall or fall can be awarded in this position.*



No. 35—IN BOUNDS. *The shoulders or scapulae of the defensive wrestler are in bounds and a fall can occur.*



No. 36—LEGAL FOOT (INSTEP) HOLD. *The defensive wrestler may grasp the instep, heel or ankle to try to escape, providing the pressure is not such as to endanger the ankle, knee or hip joint.*




No. 37—TOEHOLD. *This is a potentially dangerous hold.*



Nos. 38 and 39—LEGAL (left) and ILLEGAL (right) DOUBLE ARM BAR. *Locking hands behind the back in a double arm bar. Note that the double arm bar is legal when hands are locked at side (under armpit).*





No. 40—LEGAL LEG BLOCK. *Defensive wrestlers may use their arm or hand to block the leg and then sit back to take the opponent to the mat.*



No. 41—ILLEGAL LEG BLOCK (cut back). *Defensive wrestlers are not allowed to use their leg in a whip-like fashion to take their opponent back to the mat.*



No. 42—A LEGAL HOLD. *Pulling the head over the shoulder with hands locked or overlapped. This also applies to a bridge-back situation.*



No. 43—THREE-QUARTER NELSON—A legal hold.






No. 44—ILLEGAL HAND POSITION. This shows an illegal position of hand and wrist on the throat. Also, a form of stalling.




No. 45—ILLEGAL FULL NELSON. The top wrestler may not apply the full nelson.



Nos. 46 and 47—NEAR FALL. In illustration above (left), a near fall can be scored if criteria are met. Illustration on right shows defensive wrestler on elbows. Near fall shall be awarded.

No. 48—NEAR FALL. Defensive wrestler is bridging. The offensive wrestler has firm control near the crotch and is able to put weight down to break the bridge. A near fall shall be awarded if criteria are met.







No. 49—NEAR FALL. Illustration shows defensive wrestler bridging back to break body scissors and cross-body ride. In neither case should the near fall be awarded when the defensive wrestler is in a bridge, unless the defensive wrestler cannot turn out of the bridge when the offensive wrestler starts to assume control of the pinning situation. In cases where defensive wrestlers initiate a bridge to free themselves from the use of legs, they should be given time to get out of the bridge.



Nos. 50 and 51—ILLEGAL OVERHEAD DOUBLE ARM BAR. This hold is illegal when used as shown above either with or without the scissors and applied with either one or both arms.




No. 52—LEGAL GUILLOTINE. After near-fall criteria are met, arms can be locked around opponent's head or neck.




No. 53—POTENTIALLY DANGEROUS GUILLOTINE. When applying the guillotine, forcing the arm beyond normal range of movement parallel to the long axis of the body is to be interpreted as potentially dangerous.

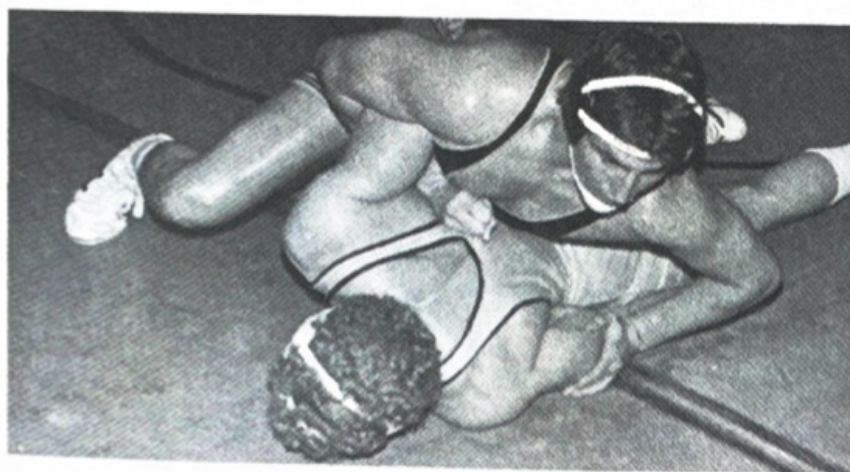





No. 54—LEGAL CHICKEN WING. No evidence of illegal pressure or twisting hammerlock.



No. 55—ILLEGAL CHICKEN WING. Pressure (force) parallel to the long axis, regardless of whether defensive wrestler's hand is in front or back, makes this an illegal hold.




No. 56—LEGAL ARM BAR. The pressure is perpendicular to the long axis of the body and the far arm is not blocking the bottom wrestler's ability to turn.



No. 57—POTENTIALLY DANGEROUS ARM BAR. While the pressure is perpendicular to the long axis, the far arm is blocking the bottom wrestler's ability to turn.





Nos. 58 and 59—POTENTIALLY DANGEROUS POWER HALF. *The defensive wrestler is unable to roll in the direction of the pressure.*



No. 60 — ILLEGAL HEAD LOCK. *Locking arms around the head.*




No. 61—LEGAL HEAD PRY. *The top wrestler can use this pry as long as it includes the arm or shoulder.*






No. 62—LEGAL BLOCKING ON FACE (ON CHIN). *Blocking on chin or forehead is legal.*


No. 63—ILLEGAL BLOCKING ON FACE (ON FACE PROPER). *This form of blocking is illegal because it is over mouth, nose and eyes, in contrast to position in No. 62.*



No. 64—A LEGAL CROSSFACE. *It is an effective and legal block for the double-leg pickup.*








No. 65—INTERLOCKING OF HANDS AROUND LEGS. *This is a technical violation when done by the offensive wrestler.*

No. 66—LEGAL USE OF THE HANDS IN WAIST-LOCK. *This shows the legal use of the hands of the top wrestler. The defensive contestant's supporting parts, except feet, are clearly off the mat.*




No. 67—INTERLOCKING OF HANDS AROUND THE BODY. *A technical violation. Offensive wrestler is not allowed to lock (overlap) hands, fingers, wrists or arms around body while defensive wrestler is supported by parts other than feet.*



No. 68—LEGAL USE OF HANDS IN BODY LOCK. *This complete body lock is legal because defensive wrestler is in a standing position. This hold would be a technical violation if defensive wrestler had one or both knees on the mat.*



No. 69—ILLEGAL BACK BOW. *This move is illegal when the pressure is parallel to the long axis of the body or when the pressure is within the range of the two arrows (0 degrees to 45 degrees).*




Nos. 70 and 71—ILLEGAL LEG LOCKS. *Leg rides applied by the offensive wrestler that hyperextend the knee beyond its normal limits of movement are illegal.*







Nos. 72 and 73—LEGAL LEG LOCKS. Leg rides applied by the offensive wrestler that do not hyperextend the knee are legal.























No. 74—INDICATING THE WINNER. After the contestants properly shake hands, the referee indicates the winner of a match by raising the winner's hand.





# OFFICIAL WRESTLING SIGNALS HIGH SCHOOL AND COLLEGE



 <p>Green Right      Red Left</p> <p>Unsportsmanlike Conduct and Flagrant Misconduct</p>	 <p>Stopping the Match</p>	 <p>Start the Injury Clock</p>	 <p>Stop the Injury Clock</p>
 <p>Technical Violation</p>	 <p>Out-of-Bounds</p>	 <p>Indicating No Control</p>	 <p>Awarding Points Left or Right Hand</p>
 <p>Reversal</p>	 <p>Interlocking Hands or Grasping Clothing</p>	 <p>Near-Fall</p>	 <p>Caution for False Start and Incorrect Starting Procedure</p>
 <p>Stalling Left or Right Hand</p>	 <p>Illegal Hold or Unnecessary Roughness</p>	 <p>Indicating Wrestler in Control Left or Right Hand</p>	 <p>Defer Choice</p>
 <p>Stalemate</p>	 <p>Time Out</p>	 <p>Neutral Position</p>	 <p>Potentially Dangerous Hold Left or Right Hand</p>







---

# **Part II:**

# **INTERPRETATIONS**

---



---

# **RULE 1**

## **A Match, Mats, Wrestlers, Uniforms and Equipment**

---

### **Videotaping**

SECTION 14. SITUATION: Team A is videotaping its bout during a tournament. During the 126-pound match, Team B's wrestler is awarded a takedown at the end of the first period. Team A's coach feels that time had expired before the takedown was awarded and asks the referee to check the videotape. **QUESTION:** Can videotapes be used to make corrections in match scores, determination of riding time or judgment calls? **RULING:** No.



---

# RULE 2

## Definitions

---

### Wrestling Positions

#### Starting Position

SECTION 1. SITUATION: The bottom wrestler assumes a referee's position whereby the top wrestler cannot assume a legal starting position on the side of choice. The referee makes the bottom wrestler adjust position. **QUESTION:** Can the top wrestler now decide to change sides? **RULING:** No. The top wrestler has indicated the desired side to the referee. After the bottom wrestler is forced to adjust, the top wrestler cannot decide to mount a different side.

### Scoring Opportunities

#### Escape

SECTION 7. SITUATION 1: Wrestler B is on the bottom and applies an over-hook on Wrestler A. Wrestler B faces Wrestler A and stands up with the over-hook still in. **QUESTION:** When should an escape be awarded? **RULING:** Once Wrestler A's hand passes the midline of Wrestler B's back, the referee should award the escape.

SITUATION 2: Wrestler A is riding Wrestler B. Wrestler A moves in front of Wrestler B and applies a front-head-and-arm pinch or a head-and-under-hook tie-up. **QUESTION:** When should an escape be awarded? **RULING:** An escape should be awarded only when Wrestler B totally breaks away from Wrestler A. In this situation, Wrestler A still maintains control and is using this position as a possible pinning situation.

SITUATION 3: Wrestler B stands up, gets hand control and begins to run away from Wrestler A. Both wrestlers go out of bounds. When the referee called the wrestlers out, Wrestler B was away from Wrestler A, but was not facing Wrestler A. **QUESTION:** Since no control was evident when both wrestlers went off the mat, should an escape be awarded? **RULING:** In order for an escape to be awarded, Wrestler B must be facing Wrestler A before the whistle or be a considerable distance away, such that Wrestler A has no



chance to bring Wrestler B back under control.

**SITUATION 4:** Wrestler B does a quick sit-out and turns in. Wrestler B is facing Wrestler A. Wrestler A immediately spins behind Wrestler B for control. **QUESTION:** Was this situation an escape for Wrestler B and a takedown for Wrestler A? **RULING:** The referee should be aware and cognizant of reaction time. Wrestler B should be allowed reaction time to counter Wrestler A's moves. This is a subjective call on the part of the referee. The referee must use judgment regarding reaction time and the situation. Although control was lost for an instant, the referee must decide if Wrestler B had the time to react appropriately.

**SITUATION 5:** Wrestler A assumes an optional offensive start. On the whistle, Wrestler A pushes Wrestler B away, backs up a few feet and jumps back onto Wrestler B. **QUESTION:** When should an escape be awarded? **RULING:** An escape is awarded only when Wrestler B faces Wrestler A after totally breaking contact and after proper reaction time has elapsed.

**SITUATION 6:** Wrestler B attempts to reverse Wrestler A with a switch; however, just before Wrestler B comes on top for a reversal, both wrestlers go out of bounds. It was imminent that Wrestler A would have been reversed and that Wrestler A lost control of Wrestler B. **QUESTION:** Should a reversal, escape or nothing be awarded? **RULING:** Because control was lost and no reversal occurred before going out of bounds, the referee should award an escape.

**SITUATION 7:** Wrestler B comes out from under Wrestler A and immediately drops in for a double leg and lifts the opponent off the mat with control but fails to bring Wrestler A to the mat as the period ends. **QUESTION:** Does Wrestler B get credit for a reversal? **RULING:** No. Only one point for the escape should be awarded.

### **Reversal**

**SECTION 8. SITUATION:** As Wrestler A, who is the defensive wrestler, stands up, Wrestler A does a standing switch and subsequently grabs Wrestler B's leg up and off the mat in a single-leg position. **QUESTION:** What is the referee's call? **RULING:** At this point, no change is made. Wrestler B continues to receive riding time, and no points are awarded. Wrestler A can release Wrestler B's leg and receive one point for an escape, or Wrestler A may retain the single leg and attempt to earn two points for a reversal by putting Wrestler B on the mat. A single-leg position is not enough control to justify a reversal. An escape cannot be awarded because Wrestler A could put Wrestler B to the mat for two more points for a total of



a three-point move. If the period ends or both wrestlers go out of bounds while Wrestler A has Wrestler B's leg up, the referee should award a one-point escape because Wrestler B lost control.

### **Near Fall**

SECTION 9. SITUATION 1: Wrestler A had Wrestler B in a pinning combination. Before Wrestler A turned Wrestler B into a near-fall situation, the referee stopped the match for a potentially dangerous situation. Wrestler B did not yell in pain or request the move be broken. But once the action was broken, Wrestler B indicated a slight arm injury. **QUESTION:** Should the referee award a two-point near fall based upon 2-9-d, which states: "When a pinning combination is executed legally but the contestant is injured before near-fall criteria are met and a near fall is imminent, action will be stopped and a two-point near fall shall be awarded"? **RULING:** The purpose of 2-9-d is to prevent a wrestler from breaking a legal pinning situation by yelling and/or faking an injury to prevent being turned. Therefore, since the referee saw a potentially dangerous situation and decided to break it, no near-fall points should be given. Rule 2-9-d is not intended to prevent the referee from stopping any action the referee sees as being potentially dangerous. If a move is stopped by the referee with no action taken by the bottom wrestler, points should not be awarded.

SITUATION 2: Wrestler A has Wrestler B in a pinning situation and near-fall criteria are met when Wrestler B screams in pain. **QUESTION:** In this situation, when can a three-point near fall be awarded? **RULING:** According to 2-9-e, a three-point near fall is awarded when criteria for a near fall are met before Wrestler B's scream.

### **Imminent Scoring**

SECTION 10. SITUATION 1: Wrestler A applies a double-leg takedown to Wrestler B. In the act of being taken down, Wrestler B suffers a knee injury. As a result, the injured wrestler's back ends up on the mat after Wrestler B falls. **QUESTION:** Is there a two-point takedown and a two-point near fall? **RULING:** The takedown is awarded but back points are not. The back points are not awarded because there was no pinning combination and the near fall was not imminent.

SITUATION 2: Wrestler A applies a standing headlock on Wrestler B and takes Wrestler B directly to Wrestler B's back. While going down, Wrestler B is injured and calls time. **QUESTION:** Should a two-point takedown and a two-point near fall be awarded? **RULING:** Yes. The takedown and near fall should be awarded.



## End of Match

### Fall

SECTION 12. SITUATION 1: Wrestler A is pinning Wrestler B. Both wrestlers are in bounds except for Wrestler B's head and shoulders. **QUESTION:** Can Wrestler B get pinned in this situation? **RULING:** Yes. If any part of Wrestler B's scapulae (both) are touching the mat in bounds for one second, Wrestler B is pinned even though Wrestler B's head and shoulders are out of bounds.

SITUATION 2: Wrestler A has the opponent in a pinning situation. The referee calls a fall by slapping the mat; however, before the referee's hand hits the mat, the buzzer sounds to end the period. The referee could not hear the buzzer. **QUESTION:** What procedure should the referee follow? **RULING:** Rule 2-12-f states that if the referee cannot determine that a fall has occurred before the period ends because of crowd noise or other circumstances, the assistant referee shall be consulted. If there is no assistant or if the assistant referee is in doubt, the referee shall ask the match timekeeper whether the referee's signal hand hit the mat before the period ended.

### Technical Fall

SECTION 13. SITUATION 1: Wrestler A is leading Wrestler B, 13-0. Wrestler A puts Wrestler B on Wrestler B's back and a fall is imminent. The referee starts the near-fall hand count. **QUESTION:** If the referee is aware of the score, should the referee stop the match and award the technical fall? **RULING:** No. In a pinning situation, wrestling continues until the pinning situation actually has ended, which gives Wrestler A the possibility of pinning Wrestler B. **QUESTION:** If Wrestler B quickly reversed and pinned Wrestler A, what is the ruling? **RULING:** Because Wrestler A technically had acquired near-fall points, any action beyond the pinning situation is disregarded and Wrestler A would win the match by a technical fall.

SITUATION 2: Wrestler A, who is winning by 14 points, has Wrestler B in a pinning situation and has earned but has not been awarded a three-point near fall. Wrestler A is pinned while still trying to pin Wrestler B. **QUESTION:** Does Wrestler A win by a technical fall or does Wrestler B win by a fall? **RULING:** Wrestler B wins by a fall.

SITUATION 3: Wrestler A is winning by 12 points and has earned a three-point near fall, but the period and match end with Wrestler B still in a pinning situation. Wrestler B has riding time. **QUESTION:** Since the three-point near fall was not awarded before the end of the match, does Wrestler A win by a technical fall? **RULING:** No. Since the match ended before the



awarding of the three-point near fall, riding time was awarded at the same time as the near fall. This means the differential was 14 points.

**SITUATION 4:** Wrestler A puts the opponent's back on the mat while scoring a takedown or a reversal that creates a 15-point differential. **QUESTION:** Does wrestling continue until a fall occurs or until the pinning situation is broken? **RULING:** The offensive wrestler will have an opportunity to score the fall. Once points have been awarded to Wrestler A, making a 15-point differential, Wrestler A cannot lose.

### **Default**

**SECTION 16. SITUATION:** Wrestler A is injured and wants to default to the next opponent and still continue to be eligible for competition. **QUESTION:** What is the correct procedure? **RULING:** In order for this wrestler to default to the next opponent, the match must officially begin and time elapse from the clock. Note: It is not the intent of a default to be used for this purpose.



---

# **RULE 3**

## **Weight Classification and Weighing In**

---

### **Weight Allowance**

SECTION 5. SITUATION: Team A wrestles a January 31 dual meet on the road. The weight for the meet was January weight (flat weight plus two pounds, e.g., 118=120). The next day, February 1, Team A has another dual meet on the road. **QUESTION:** Is the weight for the February 1 dual meet flat weight plus two pounds or flat weight plus three pounds? **RULING:** The weight for the second dual meet would be flat weight plus two pounds. The team would receive one pound due to wrestling on successive days then lose one pound due to moving to February weight.



---

# RULE 4

## Conduct of Meets and Tournaments

---

### Postmatch Procedures

SECTION 8. SITUATION: The match ends, i.e., the whistle blows to end the third period. Wrestler A has lifted Wrestler B into the air and brings Wrestler B to the mat with unnecessary force after the whistle has blown. **QUESTION:** Can the referee include illegal slam penalty points in the match score since the slam occurred after the third period ended? **RULING:** Yes. Since the wrestler was in the process of completing a takedown attempt, it should be considered as having occurred during the match. This situation might be considered unsportsmanlike or flagrant misconduct if the referee deems Wrestler A's action to be out of disgust or with the intent to injure Wrestler B.

### Choice of Position

SECTION 9. SITUATION: Wrestler A has choice at the end of the first period. Wrestler A selects the top position, and the referee tells Wrestler B to take the bottom position. Wrestler A's coach tells Wrestler A to choose bottom. **QUESTION:** How long does Wrestler A have to change choice of position? **RULING:** For consistency and to avoid delaying the match, once the wrestler with the choice verbally decides and the referee confirms this with the wrestler to prevent misunderstanding, the wrestler cannot change choice of position.

### Control of Mat Area

SECTION 10. SITUATION 1: The referee is asked to come to the scorer's table to confer with Coach B at the request of Coach B. The referee instructs the wrestlers to remain in the center of the mat. Wrestler A walks to the edge of the mat to talk to A's coach. **QUESTION:** What is the ruling? **RULING:** The coach of Wrestler A would be in violation of 4-12 and control of mat area, and therefore would be penalized according to 4-12-c.

SITUATION 2: Team A has been warned twice and penalized twice. A



situation occurs in which the head coach and the assistant coach approach the table and begin a confrontation with the referee. The referee penalizes Team A according to 4-12-c. **QUESTION:** This being Team A's fifth infraction, whom does the referee remove from the premises? **RULING:** The referee will remove the head coach in this situation.

### **Questioning the Referee**

**SECTION 14. SITUATION:** In a tournament, Team A has been warned twice and penalized twice. The assistant coach begins badgering and arguing with the referee. The referee penalizes Team A according to 4-12-c. **QUESTION:** Whom does the referee remove from the premises and for how long? **RULING:** The referee removes the last person penalized for the duration of the tournament.

## **Tournaments**

### **Administration**

**SECTION 15. b. SITUATION:** Wrestler A fails to report to the specified mat within five minutes after being called by the tournament announcer. **QUESTION:** How is the original time reference established? **RULING:** A tournament official will direct the announcer to start the first bout of each round, and the announcer then will call the wrestlers to the first available mat. If the wrestlers do not report to the designated mat upon being called by the announcer, the head timer will start the five-minute count.



---

# RULE 6

## Infractions

---

### Flagrant Misconduct

SECTION 6. a. SITUATION: The referee raises Wrestler A's hand at the end of the match. Wrestler A subsequently punches Wrestler B, and the referee calls flagrant misconduct. QUESTION: What is the penalty and what effect does it have on the match? RULING: Flagrant misconduct by the winner during the postmatch period shall result in Wrestler A being disqualified, the deduction of one team point, the removal of the disqualified contestant from the premises and Wrestler B being declared the winner. A contestant so disqualified in a tournament is not entitled to placement points or an individual tournament award, nor will that contestant be credited with advancement and fall points earned before the incident. (See 4-8 and 6-6.)

### Technical Violations

#### Stalling

SECTION 10. RULING: The basic intent of 6-10-c is to assure that both wrestlers are making an honest attempt to wrestle near the center of the mat. At the same time, the rule is not intended to punish a wrestler for moving out of the circle to set up the opponent and to get out of a tie-up. The repeated movement away from the opponent without attempting a takedown is defined as fleeing the opponent and is stalling. Therefore, if a wrestler repeatedly backs out of the circle with no obvious reason other than to avoid contact, that wrestler is stalling. Backing out of the circle to avoid an under-hook or body lock is not stalling as long as the defensive counter is followed with an offensive attack. Moving away from the center of the mat is not stalling as long as movement is followed by an offensive attack.

SITUATION: Wrestler A has legs on Wrestler B. Wrestler B stands up with the legs still on Wrestler A. The referee stops the match for a stalemate. Wrestler A again gets the legs on Wrestler B while on the mat. Wrestler B again stands up. QUESTION: Who should be called for stalling? RULING: Wrestler B should be called for stalling for repeatedly standing up



to break a legal move.

**SITUATION:** Wrestler A stands and attempts to escape. Wrestler B attempts to bring Wrestler A to the mat but is unsuccessful. **QUESTION:** Should Wrestler B be called for stalling for failing to bring Wrestler A to the mat? **RULING:** No. As long as Wrestler B continually makes an honest attempt to bring Wrestler A to the mat, stalling should not be called.

### Interlocking Hands

**SECTION 11. SITUATION 1:** Wrestler A is being reversed by Wrestler B. During the reversal, Wrestler A locks hands. The referee signals locked hands and allows the match to continue. Wrestler B continues with the reversal, but Wrestler A immediately comes back with another reversal and subsequently pins Wrestler B. **QUESTIONS:** Should the match have been stopped after Wrestler B reversed Wrestler A? Does Wrestler A's fall stand since there was a technical violation involved before the fall? **RULING:** The fall stands. Rule 6-11, Note 1, states that if the defensive wrestler is successful with the escape or reversal, the match shall not be stopped to award points.

**SITUATION 2:** Wrestler A is injured by a technical violation (e.g., locked hands or figure-four body scissors) and cannot continue the match. **QUESTION:** Does Wrestler A win the match because of the illegal action of Wrestler B? **RULING:** No. If Wrestler A cannot continue, Wrestler A will default the match to Wrestler B. Technical violations are separate from illegal holds. Illegal holds generally have the potential to injure an opponent, whereas a technical violation, in most situations, does not; however, if a technical violation is executed with the intent to injure an opponent, the referee can call a flagrant-misconduct violation instead of a technical violation.

**SITUATION 3:** Wrestler A is on the bottom, stands up and turns into Wrestler B. Wrestler B's knees are on the mat and are supporting him. Wrestler B locks hands around both legs of Wrestler A in a double-leg situation with no loss of control. Wrestler B then lifts Wrestler A, brings Wrestler A to the mat, unlocks hands and moves up. **QUESTION:** According to 6-11, the wrestler in the position of advantage may not interlock or overlap hands, fingers or arms around the opponent's body unless all of the opponent's weight is supported entirely by both feet or the



wrestler with advantage has the opponent in a pinning situation. What is the correct call in this situation? **RULING:** The wrestler in the advantage position could lock hands once the bottom wrestler's weight is supported entirely by both feet. Once the wrestler brings the opponent to the mat, the wrestler with the advantage then has reaction time to break the grip.

**SITUATION 4:** The offensive wrestler applies a bear hug on the defensive wrestler, who is in a sitting position facing the offensive wrestler. After the bear hug is applied, the offensive wrestler attempts to pin the opponent.

**QUESTION:** Is this considered a technical violation for locked hands?

**RULING:** Locking hands around the body by the offensive wrestler while in a control position on the mat is "a technical violation." In a control position, a wrestler cannot lock hands around the opponent and then take the opponent to a pinning situation. Once near-fall criteria have been met, it is permissible to lock hands.

### **Figure-Four Scissors**

**SECTION 12. QUESTION:** When does a leg scissors turn into a figure four around the body or both legs? **RULING:** When the foot is placed directly behind the knee (where the knee bends). The foot at the calf or lower is not a figure four.

### **False Starts and Incorrect Starting Positions**

**SECTIONS 17 AND 18. RULING:** False starts and incorrect starting positions have been separated to prevent a wrestler from being disqualified because of having a foot off the starting line by one inch. This gives the referee some flexibility. Although false starts were separated from the incorrect starting positions, the penalties were not. Example: Wrestler A false-starts twice, and cautions are awarded. If Wrestler A repeatedly assumes an incorrect starting position, the referee would then penalize Wrestler A one point. Wrestler A already has cautions for a false start.



---

# RULE 7

## Injuries and Timeouts

---

### Timeout

SECTION 1. **QUESTION:** What state of readiness should the wrestler assume at the completion of injury time? **RULING:** At the completion of the 1½ minutes of injury time, the injured wrestler should be prepared to rise and move to the center of the mat to restart the match.

**SITUATION:** A wrestler is injured. After being attended to, the wrestler returns to the center of the mat with the intent of continuing to wrestle. The referee has indicated that the injury-time clock be stopped. The wrestler has used one minute of injury time. The referee questions the injured wrestler's ability to continue. **QUESTION:** How does the referee use an official timeout to have the wrestler examined by medical personnel for consultation? **RULING:** As indicated in 7-1-d, the official timeout is to be used in this situation only after the wrestler has used the entire 1½ minutes of injury time. In this situation, the referee would indicate that the wrestler's injury time be restarted and would call for examination by medical personnel. If the remainder of the wrestler's injury time is used and the medical examination has not been completed, the referee will use a referee's timeout at this point.

### Coaching an Injured Contestant

SECTION 2. **QUESTION:** Can wrestlers who were hurt because of illegal action be coached? **RULING:** Yes. A wrestler who was injured because of an illegal action can be coached. Rule 7-5 states that the two-minute recovery time because of an illegal hold does not count against an injured wrestler's injury time.

### Serious Injury

SECTION 3. **SITUATION:** Wrestler A receives a neck injury. The referee will not allow Wrestler A to continue until receiving a physician's or certified



athletics trainer's approval. Both are in the arena; however, it is obvious that neither one will reach the mat area to grant approval before the 1½ minutes of injury time expire. **QUESTION:** Does Wrestler B win by injury default?

**RULING:** Once the injured wrestler claims to be recovered, the referee may take an official timeout until the physician or certified athletics trainer has time to evaluate the injured wrestler (within a reasonable amount of time).







---

# Appendix A

## Blood-Borne Pathogens

---

The Acquired Immunodeficiency Syndrome (AIDS) is caused by the Human Immunodeficiency Virus (HIV), which infects cells of the immune system and other tissues, such as the brain. The virus is transmitted through sexual contact, direct contact with infected blood or blood components and perinatally from mother to neonate.

It is estimated that 1.0 million persons in the United States are infected with HIV. Sixty to 70 percent of HIV-infected adults develop AIDS within eight to 12 years after their initial infection. Some experts believe virtually all infected persons eventually will develop AIDS.

HIV has been isolated from blood, semen, vaginal secretions, saliva, tears, breast milk, cerebrospinal fluid, amniotic fluid and urine. Scientific evidence, however, has implicated only blood, semen, vaginal secretions and breast milk in the transmission of HIV.

The risk of infection is increased by unprotected anal, vaginal and oral intercourse, as well as the sharing of needles in any form. The virus can be transmitted heterosexually as well as homosexually. There is no evidence to suggest that HIV can be transmitted through casual contact (such as in members of the same household), by aerosols, by mosquitoes or other insect vectors, or through the air.

The precise risk of transmission during exposure of open wounds or mucous membranes to contaminated blood is not known, but evidence would suggest that it is extremely low. Therefore, while the theoretical possibility of HIV transmission by blood from one student-athlete to the open wound or mucous membrane of another student-athlete exists, the probability of this occurring is extremely low.

Because of its chemical composition, the virus is readily inactivated by many chemical and physical agents, including isopropyl alcohol, bleach, household disinfectants, ultraviolet light and heat.

Health-care workers, including doctors and athletics trainers, who care for student-athletes should employ the universal precautions recommended currently by Centers for Disease Control in the care of all athletes, since medical history and examination cannot reliably identify patients infected



with HIV.

The universal precautions include:

1. Routine use of barrier precautions to prevent skin and mucous-membrane exposure when contact with blood or other body fluids is anticipated. Gloves should be worn for touching blood, bloody fluids, mucous membranes or nonintact skin (e.g., abrasions, dermatitis) of all athletes, for handling items or surfaces soiled with blood or body fluids, and for performing venipuncture. Gloves should be changed after contact with each student-athlete. Masks and protective eye wear or face shields should be worn during procedures that are likely to generate droplets of blood or other body fluids to prevent exposure of mucous membranes of the mouth, nose and eyes.

2. Hands and other skin surfaces should be washed immediately and thoroughly if contaminated with blood or other body fluids. Hands should be washed immediately after gloves are removed.

3. Surfaces contaminated with blood should be cleaned with a solution made from a 1-10 dilution of household bleach.

4. Precautions should be taken to prevent injuries caused by needles, scalpels and other sharp instruments or devices. To prevent needle-stick injuries, needles should not be recapped, purposely bent or broken by hand, removed from disposable syringes, or otherwise manipulated by hand.

5. Although saliva has not been implicated in HIV transmission, to minimize the need for emergency mouth-to-mouth resuscitation, mouth-pieces, resuscitation bags or other ventilation devices should be available for use.

6. Health-care workers who have exudative lesions or weeping dermatitis should refrain from all direct patient care until the condition resolves.

7. Soiled linen should be bagged and washed in hot water with detergent.

8. In the athletics environment, universal guidelines should be considered in the immediate control of bleeding, and when handling bloody dressings, mouth guards and other articles containing body fluids.

Member institutions should ensure that policies exist for the orientation and education of all health-care workers on the prevention of transmission of HIV and the need for routine use of the above universal precautions. Additionally, provision of equipment and supplies necessary to minimize the risk of infection, as well as the monitoring of adherence to recommended protective measures, needs to be guaranteed.



In 1992, the Occupational Safety and Health Administration (OSHA) developed a standard directed to eliminating or minimizing occupational exposure to blood-borne pathogens. Many of the recommendations included in this guideline are part of the standard. Each member institution should determine the applicability of the OSHA standard to its personnel and facilities.

*Source: NCAA 1992-93 Sports Medicine Handbook, Guideline 2H. For updated information, refer to the most recent edition.*



---

# Appendix B

## Hypohydration

---

In agreement with the concerns stated by the NCAA Committee on Competitive Safeguards and Medical Aspects of Sports in Guideline 2D of the 1992-93 NCAA Sports Medicine Handbook, the NCAA Wrestling Committee has adopted the following position regarding hypohydration:

There are two general types of weight loss common to student-athletes who participate in intercollegiate wrestling: loss of body water (at issue here) or loss of stored body lipid (fat) and body tissue. The loss of body water or the process of dehydration, which leads to a state of negative water balance (hypohydration), is achieved by withholding drinking fluids and carbohydrates, promotion of extensive sweating and use of emetics, diuretics or laxatives. The problem is most evident in those who must be certified to participate in a given weight class.

There are no valid reasons for subjecting the student-athlete's body to a hypohydrated state because of the variety of adverse physiological effects and possible pathology that accompany hypohydration. These include reduced strength and local muscular endurance, smaller plasma and blood volume, modified cardiac functioning (including higher heart rate, smaller stroke volume and lesser cardiac output), impaired thermoregulation, decreased kidney blood flow and filtration, reduced liver glycogen stores, and loss of electrolytes.

When hypohydration is extensive, attempts at rehydration after weigh-in usually are insufficient for body fluid and electrolyte homeostasis to be restored before competition. This is especially true between the official weigh-in and actual competition.

The practice of excessive fluid deprivation (dehydration) should be discouraged. To promote sound practices, student-athletes and coaches should be educated about the physiological and pathological consequences of hypohydration. The use of laxatives, emetics and diuretics should be prohibited. Similarly, the use of excessive food and fluid restriction, self-induced vomiting, vapor-impermeable suits (e.g., rubber or rubberized nylon), hot rooms, hot boxes and steam rooms should be prohibited.



Hypohydration constitutes an unnecessary potential health hazard that acts synergistically with poor nutrition and intense exercise to compromise health and athletics ability. The positive alternative would be to minimize weight loss and maintain a desired weight over the course of the competitive season.

To implement these policies, the use of standard measures of percent body fat and body weight would be advisable to ascertain a reasonable weight status for the student-athlete. The official competition weigh-in should be scheduled an hour before the meet time.

*Source: 1992-93 NCAA Sports Medicine Handbook. For updated information, refer to the most recent edition.*



---

# Appendix C

## Skin Infections

---

Data from the NCAA Injury Surveillance System (ISS) indicate that skin infections are associated with at least 10 percent of the time-loss injuries in wrestling. It is recommended that qualified personnel examine the skin **over the entire body** and hair of the scalp and pubic areas of all wrestlers before any participation.

**Open wounds and infectious skin conditions that cannot be adequately protected** should be considered cause for medical disqualification from practice or competition. **Categories of such skin conditions and examples include:**

1. Bacterial skin infections
  - a. impetigo;
  - b. erysipelas;
  - c. carbuncle;
  - d. folliculitis (generalized);
  - e. hidradenitis suppurativa;

Note: Staphylococcal disease was eliminated because it was considered repetitive as a general descriptor of impetigo and folliculitis.

2. Parasitic skin infections:
  - a. pediculosis;
  - b. scabies;
3. Viral skin infections
  - a. herpes simplex;
  - b. herpes zoster (chicken pox);
  - c. molluscum contagiosum, and
4. Fungal skin infections
  - tinea corporis (ringworm)

### **Recommended Tournament Guidelines for Disposition of Skin Infections**

#### **HERPES SIMPLEX**

##### **Primary Infection**

1. Letter from team physician to include: diagnosis, culture results (if



- done), verification of, and dates of Zovirax therapy.
- 2. Wrestler must be symptom-free.
- 3. Wrestler must be free of new lesions for three days.
- 4. Wrestler must have no active lesions; all lesions must be dried and surmounted by a **firm adherent** crust.
- 5. Wrestler must be on Zovirax at time of the tournament.

#### Recurrent infection

- 1. Blisters must be completely dry and covered by a **firm adherent** crust at time of tournament, or wrestler cannot participate.

#### Questionable Cases

- 1. Tzanck prep and/or HSV antigen assay (4½ hour Herpcheck).
- 2. Wrestler's status deferred until prep and assay results complete.

#### BACTERIAL INFECTIONS (Furuncles, Folliculitis, Impetigo)

- 1. Letter from team physician verifying and describing treatment with appropriate antibiotics, dates of therapy. (Cultures and sensitivities are encouraged to select antibiotic therapy.)
- 2. Wrestler must have been without any new skin lesion for 48 hours.
- 3. Wrestler must have completed **at least** three to five days of antibiotic therapy and/or have no moist, exudative or draining lesions at tournament time.
- 4. Gram stain of exudate from questionable lesions.

#### TINEA INFECTION

- 1. Letter from team physician verifying and describing treatment modalities, dates of treatment, cultures (if available).
- 2. Wrestlers with extensive and active lesions will be disqualified. Activity of treated lesions can be decided by KOH prep **and** review of therapeutic regimen.
- 3. Wrestlers with solitary, or closely clustered, localized lesions will be disqualified if lesions are in a body location that cannot be securely covered. Covering routine should include selenium sulfide washing of lesion, followed by application of Naftin gel then gas-permeable dressing such as Op-site, followed by ProWrap and stretch tape. Dressing changes should be done after each match so that lesion can air dry.
- 4. The dispensation of tinea cases will be decided on an individual basis and up to the discretion of the examining physician and head athletics trainer.

#### SCABIES

- 1. Letter from team physician describing and verifying appropriate



treatment with scabicide.

2. Wrestler must have negative scabies prep at tournament time.

#### MOLLUSCUM CONTAGIOSUM

1. Lesions must be curretted or removed before tournament.
2. Solitary or localized, clustered lesions can be covered with a gas-permeable membrane such as Op-Site, followed by ProWrap and stretch tape.

#### HERPES ZOSTER

1. Letter from team physician verifying and describing treatment, dates of therapy.
2. Skin lesions must be dry, surmounted by firm, dry, adherent crust at tournament time, and have no evidence of secondary bacterial infection.

#### PEDICULOSIS

1. Wrestler must be treated with appropriate pediculocide and re-examined for completeness of response before wrestling.

#### VERRUCAE

1. Wrestlers with multiple digitate verrucae of their face will be disqualified if the infected areas cannot be covered with a mask. Solitary or scattered lesions can be curretted away before tournament.
2. Wrestler with multiple verrucae planae or verrucae vulgaris must have the lesions covered.

#### HIDRADENTITIS SUPPURATIVA

1. Wrestler must provide letter or verification of antibiotic treatment, dates of therapy, culture results.
2. Wrestler will be disqualified if extensive, or purulent draining lesions are present.

*Source: 1993 NCAA Wrestling Championships Handbook. For updated information, refer to 1994 handbook.*



# Index to Rules

	Rule	Sec.	WR- Page		Rule	Sec.	WR- Page
Accidental injury.....	7	4	52	Institutional responsibilities.....	1	6	10
Appearance.....	1	12	12		1	14-a	12
Assistant referee.....	8	4	55	Judgment of referee.....	4	14	28
Attendants during timeout.....	7	6	52	Leaving mat.....	6	13	47
Badgering official.....	4	14	28	Length of matches.....	4	6	24
Bleeding.....	7	1	50	Locked hands.....	6	11	46
Byes.....	4	20	30	Major decision.....	2	14	19
Captains.....	1	4	9	Matches.....	1	—	9
Choice of positions.....	4	9	25	Mats.....	1	6	10
Clothing, grasping.....	6	16	47	Medical forfeit.....	2	19	19
Coaching an injured contestant....	7	2	51	Meets.....	4	—	23
Codes of ethics.....	—	—	7	Misconduct.....	6	6	40
Communicable diseases.....	3	7	22	Mustache.....	1	12	12
Consolation matches.....	4	7	24	Near fall.....	2	9	16
Contact lens.....	7	1	51	Neutral position.....	2	1	14
Control of mat area.....	4	12	26	Neutral start.....	2	1	14
Correction of error.....	4	13	27	Officials—duties.....	8	3	53
Decisions.....	2	15	19	Optional offensive start.....	2	1	14
Default.....	2	16	19	Out of bounds.....	2	4	15
Delay of match (individual).....	6	10	44	Overtimes.....	4	10	25
Delay of match (intentional).....	4	4	23	Penalizing.....	6	2	39
Disqualification.....	2	17	19	Penalty table.....	—	—	48
Equipment (legality).....	1	13	12	Persons subject to rules.....	1	5	9
Errors (correction).....	4	13	27	Points.....	5	2	35
Escape.....	2	7	16	Post-match procedure.....	4	7	24
Fall.....	2	12	18	Potentially dangerous.....	6	9	43
False start.....	6	17	47	Prematch procedure.....	4	3	23
Flagrant misconduct.....	6	6	40	Protests.....	4	23	34
Fleeing wrestling area.....	6	14	47	Recovery time.....	7	5	52
Figure-four scissors.....	6	12	46	Referee.....	8	—	53
Fingers, pulling.....	6	8	42	Restricted zone.....	4	12	26
Foreign substances.....	6	7	41	Reversal.....	2	8	16
Forfeit.....	2	18	19	Riding time.....	2	11	18
Forfeit, medical.....	2	19	19	Scorers.....	8	8	58
Grasping clothing.....	6	16	47	Scoring.....	5	—	35
Ground rules.....	4	2	23	Seeding.....	4	19	30
Hair (legality).....	1	12	12	Serious injury.....	7	3	51
Illegal holds.....	6	8	41	Shaking hands.....	4	8	24
Illegal injuries.....	7	5	52	Sideburns.....	1	12	12
Illegal starts.....	6	17	47	Sight handicap.....	2	1	14
Illustrations.....	—	—	59	Signals—referee.....	—	—	79
Imminent scoring.....	2	10	17	Slam.....	6	8	41
In bounds.....	2	4	15	Spitting.....	6	4	39
Infractions.....	6	—	39	Sportsmanship.....	8	3-k	55
Injuries.....	7	—	50				



# INDEX TO RULES

	Rule	Sec.	WR- Page
Stalemate.....	2	2	15
Stalling.....	6	10	44
Starting lines.....	1	7	11
Starting position.....	2	1	14
Starting the match.....	4	5	24
Stopping the match.....	6	2	39
	8	3-f	54
Sudden death.....	4	10	25
Takedown.....	2	6	16
Technical fall.....	2	13	19
Technical violations.....	6	—	39
Tiebreaker period.....	4	10	25
Tiebreaker, team.....	4	11	26
Time advantage.....	2	11	18
Timekeeper.....	8	6	56

	Rule	Sec.	WR- Page
Timeout.....	7	—	50
	7	1	50
Tournaments.....	4	—	23
Tournament committee.....	4	15	28
Tournament scoring chart.....	5	—	35
Toweling off.....	6	15	47
Unconsciousness.....	7	3	51
Uniform.....	1	11	11
Unnecessary roughness.....	6	5	40
Unsportsmanlike conduct.....	6	4	39
Warning.....	6	3	39
Weighing in.....	3	3	20
Weigh-in time.....	4	2	23
Weight allowance.....	3	5	21
Weight classes.....	3	1	20



