

# **1985 ncaa wrestling rules**



GV  
1195  
.04  
1985



**NATIONAL COLLEGIATE ATHLETIC ASSOCIATION**



# **1985**

---

# **ncaa**

# **wrestling rules**

---

---

*david h. adams, editor*

---

**NATIONAL COLLEGIATE ATHLETIC ASSOCIATION**

---



GV  
1195  
104  
1985

HEALTH &  
PHYS. ED.

RR



[ISSN 0736-511X]

**PUBLISHED ANNUALLY** by The National Collegiate Athletic Association. John L. Toner, Director of Athletics, University of Connecticut, *President*; John R. Davis, Director, Oregon Agricultural Experiment Station, Oregon State University, *Secretary-Treasurer*; Gwendolyn Norrell, Professor, Counseling Center, Michigan State University, *Division I Vice-President*; Ade L. Sponberg, Director of Athletics, North Dakota State University, *Division II Vice-President*; Elizabeth A. Kruczek, Director of Athletics, Fitchburg State College, *Division III Vice-President*; Walter Byers, *Executive Director*.

Address all correspondence to the Publishing Department, P.O. Box 1906, Mission, Kansas 66201 (913/384-3220). Ted C. Tow, *Assistant Executive Director*; Wallace I. Renfro, *Director of Publishing*; Thomas A. Wilson, *Editor-in-Chief, The NCAA News*; Bruce L. Howard, *Managing Editor, The NCAA News*; David P. Seifert, *Assistant Director of Publishing*; Maxine R. Alejos, *Circulation Manager*; Michael V. Earle, *Publications Editor*; Timothy J. Lilley, *Publications Editor*; Victor M. Royal, *Publications Production Coordinator*; James A. Sheldon, *Publications Editor*.

NCAA, NCAA seal, NCAA logo and National Collegiate Athletic Association are registered marks of the Association and use in any manner is prohibited unless prior approval is obtained from the Association.

COPYRIGHT, 1984, BY THE NATIONAL COLLEGIATE ATHLETIC ASSOCIATION  
PRINTED IN THE UNITED STATES OF AMERICA



# Contents

	<i>page</i>
Rules Changes for 1984-85 . . . . .	WR-3
NCAA Wrestling Committee . . . . .	WR-5
Major High School Differences . . . . .	WR-6
Codes of Ethics . . . . .	WR-8
Official NCAA Wrestling Rules	
Rule 1—A Match, Wrestlers, Uniforms & Equipment .	WR-11
Rule 2—Definitions . . . . .	WR-15
Rule 3—Weight Classification and Weighing In . . . .	WR-20
Rule 4—Conduct of Matches and Tournaments . . . .	WR-23
Rule 5—Scoring . . . . .	WR-35
Rule 6—Infractions . . . . .	WR-38
Rule 7—Penalties, Warnings, Injuries and Defaults .	WR-47
Rule 8—Officials . . . . .	WR-50
Infraction Penalty Table . . . . .	WR-55
Illustrations . . . . .	WR-57
Officials' Wrestling Signals . . . . .	WR-75
Wrestling Rules Interpretations . . . . .	WI-77
Index to Rules . . . . .	WR-87

## Major Rules Changes for 1984-85

*The figures below refer to rule and section respectively.*

*Each changed segment is identified in the rules by a screen background.*

	<i>page</i>
1-10-a Elimination of undergarment requirement . . . . .	13
2-5-d The method used to indicate a fall has been standardized .	16
2-6 Technical fall occurs when a wrestler has earned a 15-point advantage over his opponent . . . . .	16
4-4 The match is not ended until the referee declares the outcome of the match and both wrestlers have left the mat . . . . .	24
4-6-j,k Criteria have been changed so that any time advantage in the overtime determines a bout before the regular match is considered in determining a winner . . . . .	26
6-6 The toe hold changed from illegal to potentially dangerous .	40
6-8 Mandatory warning at end of first period eliminated . . . . .	43
6-13 Toweling off is a technical violation . . . . .	44



# Contents

## NCAA Wrestling Committee



Robert Kopnisky



Dave Adams



R. Wayne Baughman



Armand G. Brett




Robert Bubb



Tony DeCarlo



Mike Denney



Mike Edwards



Stephen Erber



Ron Finley



Ron Gray



Frank Millard



Grady Peninger



Richard Walker



# NCAA Wrestling Committee

**Chair:** Robert Kopnisky . . . . . Division I  
University of Missouri, Columbia, Missouri 65205

**Secretary-Editor:** David H. Adams . . . . . Division I  
San Jose State University, San Jose, California 95192

R. Wayne Baughman . . . . . Division I  
U.S. Air Force Academy, Air Force Academy, Colorado 80840

Armand G. Brett . . . . . Division II  
California State University, Chico, California 95929

Robert G. Bubb . . . . . Division I  
Clarion University, Clarion, Pennsylvania 16214

Tony DeCarlo . . . . . Division III  
John Carroll University, University Heights, Ohio 44118

Mike Denney . . . . . Division II  
University of Nebraska, Omaha, Nebraska 68182

Mike Edwards . . . . . Division II  
Winston-Salem State University, Winston-Salem, North Carolina 27110

Stephen P. Erber . . . . . Division III  
State University of New York, Binghamton, New York 13901

Ron Finley . . . . . Division I  
University of Oregon, Eugene, Oregon 97403

Ron Gray . . . . . Division I  
Kent State University, Kent, Ohio 44242

Frank Millard . . . . . Junior College  
State University of New York, Delhi, New York 13753

Grady Peninger . . . . . Division I  
Michigan State University, East Lansing, Michigan 48823

Richard Walker . . . . . Division III  
Wartburg College, Waverly, Iowa 50677



# Major High School Differences

## High School

**APPEARANCE**—No facial hair allowed.

**COACHING INJURED WRESTLER**—No rule.

**OPTIONAL OFFENSIVE STARTING POSITION**—No rule.

**RIDING TIME**—No riding time.

**FALL**—Two seconds.

**WEIGHT CLASSES**—98 [44.5kg], 105 [47.6kg], 112 [50.8kg], 119 [54.0kg], 126 [57.2kg], 132 [59.9kg], 138 [62.6kg], 145 [65.8kg], 155 [70.3kg], 167 [75.7kg], 185 [83.9kg], unl.

**LENGTH OF MATCH**—Three two-minute periods.

**CONSOLATION MATCHES**—Three periods; first, one minute, second and third, two minutes.

**NUMBER OF MATCHES**—No wrestler shall compete in more than four full-length matches in any day.

**WEIGHT ALLOWANCE**—Allowance of two pounds [0.9kg] added to growth allowance beginning on December 25. An additional pound is added on February 1 and March 1 for a net allowance of four pounds [1.8 kg].

**WEIGH-IN**—Shoulder-to-shoulder weigh-in within a maximum of one hour and a minimum of one-half hour before the time a dual meet is scheduled to begin.

**COMPETITION**—A wrestler weighing in for one weight class may be shifted to a higher weight, provided it is not more than one weight class above that for which his actual stripped weight qualifies him.

## College

Mustache is allowed.

Unsportsmanlike conduct.

Can choose to use modified version of international start.

One point for one minute or more accumulated time advantage more than opponent.

One second.

118 [53.5kg], 126 [57.2kg], 134 [60.8kg], 142 [64.4kg], 150 [68.0kg], 158 [71.7kg], 167 [75.8kg], 177 [80.3kg], 190 [86.2kg], unl.

First period, three minutes; second and third periods, two minutes.

Three two-minute periods.

No similar rule.

Three-pound [1.4kg] allowance in November and December, two pounds [0.9kg] in January, one pound [0.5kg] in February, except qualifying tournaments which are scratch weight.

Maximum of five hours and minimum of one-half hour unless otherwise mutually agreed upon. (Contestant must face away from the dial or weight indicator of the scale.)

A contestant may wrestle any weight class above the one for which he weighed in except unlimited weight class contestants, who must weigh a minimum of 177 pounds.



<b>SWEAT BOX</b> —The use of sweat box or similar heat devices for weight reduction purposes is prohibited.	No similar rule.
<b>UNLIMITED WEIGHT CLASS</b> —Unlimited class contestants must weigh a minimum of 184 lbs. [83.6kg].	Contestants must weigh a minimum of 177 lbs. [80.3kg].
<b>ILLEGAL HOLDS</b> —Any Salto or suplay in which a contestant goes to the top of his head from the standing position is illegal.	Straight back suplay and overscissors are illegal. Toe hold is potentially dangerous.
<b>OVERTIME</b> —Is a completely new match and warnings and penalties are not accumulative from match to overtime period. Criteria will determine winner if OT ends in a draw.	Same—Injury time carries over.
<b>DELAY OF MATCH</b> —Treated as a technical violation.	Treated as stalling.
<b>TECHNICAL FALL</b> —None.	Fifteen-point difference between wrestlers.



## **Coaches Code of Ethics**

It is the moral obligation of every collegiate wrestling coach to conduct himself in such a way as to reflect credit upon his institution, his profession and himself. Moral obligation and ethical conduct are part of the winning and losing. Good sportsmanship, appearance, pride, honor and concern for the welfare of the competitors should be placed before all else. The rules have been established in the spirit of the above statement.

## **Athletes Statement of Conduct and Responsibility**

It is the responsibility of every wrestler to conduct himself in such a way as to reflect credit upon his institution, the sport and himself. Further, every wrestler should realize that his personal appearance, behavior and standards are closely related to the image of the sport as perceived by all segments of the public and wrestling communities. This applies to conduct as a competitor on the mat and conduct while attending the event, while traveling to and from the event and in his on- and off-campus behavior. Moral obligations and ethical conduct are part of winning and losing. Good sportsmanship, pride, honor and personal behavior should be placed above all else. The rules have been established in the spirit of this statement.

## **Referees Code of Conduct**

The wrestling referee has the responsibility for conducting the match in a dignified, professional and unbiased manner and shall deal with all situations in the spirit of good sportsmanship and in the best interest of the wrestler and the sport. The character and conduct of the referee must be above reproach. The referee must keep himself prepared both physically and mentally to administer the match. He will firmly and fairly enforce the rules in both letter and spirit in such a way that attention is drawn to the wrestlers rather than himself.







# Part I: THE RULES

## Athletes' System and Response

The athletes' system is a system of rules that governs the behavior of athletes. It is a system of rules that is designed to ensure that athletes are treated fairly and that they are able to compete at the highest level. The athletes' system is a system of rules that is designed to ensure that athletes are treated fairly and that they are able to compete at the highest level. The athletes' system is a system of rules that is designed to ensure that athletes are treated fairly and that they are able to compete at the highest level.



# **RULE 1**

## **A Match, Wrestlers, Uniforms & Equipment**

### **A Match**

#### **Length**

SECTION 1. A match shall be conducted in each of the 10 weight classifications between wrestlers of the same weight class. Matches shall be seven minutes in length divided into three periods.

#### **Representation**

SECTION 2. An institution shall be represented by only one wrestler in each weight class, and no substitution is allowed for injured wrestlers in dual meets or tournaments.

#### **Team Captains**

SECTION 3. Each team shall designate to the referee one contestant as its captain, who shall call the coin toss for choice of position for each weight class at the start of the second period. However, a team may be represented by more than one individual.

#### **Persons Subject to the Rules**

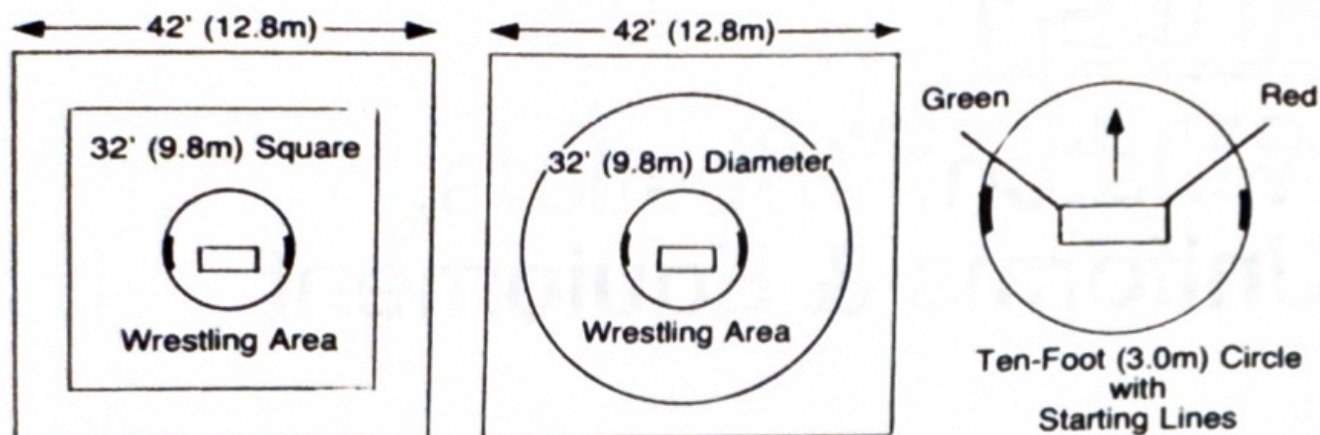
SECTION 4. All wrestlers, coaches, trainers and other persons affiliated with the teams are subject to the rules and shall be governed by the decisions of the officials.

### **Mats**

#### **Dimensions**

SECTION 5. Mats shall have a wrestling area not less than a square 32 feet by 32 feet [9.8 by 9.8m] or a circular area 32 feet [9.8m] in diameter, nor





more than a square 42 feet by 42 feet [12.8m] or a circular area 42 feet [12.8m] in diameter. There shall be a mat area of approximately five feet [1.5m] in width that extends entirely around the wrestling area. The entire mat area shall be the same thickness, which shall not be more than four inches [10.2cm] nor less than the thickness of a mat that has shock-absorbing qualities of a two-inch [5.1cm] thick hair felt mat. All mats that are in sections shall be secured together.

The wrestling area shall be marked on the mat by painted lines two inches [5.1cm] in width. At the center of the mat there shall be similarly painted a circle 10 feet [3.0m] in diameter, and it is recommended a different color be used than that for the boundary line.

### Starting Lines

SECTION 6. There shall be placed at the center of the cover or mat, two one-inch [2.5cm] *starting lines*, one of which lies in the diameter of the 10-foot [3.0cm] circle, three feet [0.9m] in length and 10 inches [25.4cm] apart. A one-inch [2.5cm] line shall close the ends of the starting lines. Green shall be toward the home team and red toward the visitors. In starting the match and resuming wrestling in a neutral position, contestants will return to the center of the mat and place the lead foot or both feet on their respective designated area. Neither foot can extend beyond these starting lines toward one's opponent. (See diagram above and illustration No. 4.)

## Wrestlers

### Limitations

SECTION 7. No contestant shall be permitted to represent his institution in more than one weight class in any meet.



**Forfeits**

SECTION 8. A contestant may not accept a forfeit in one weight class and compete in another class.

**Shift Weight Class**

SECTION 9. A contestant who weighs in for one weight may be shifted to a higher weight class.

## **Uniforms and Equipment**

**Uniforms**

SECTION 10. The uniform shall consist of either a or b, and it must include d, e and f:

- a. Full-length tights, close-fitting outside short trunks and sleeveless shirt without fasteners at the shoulder and fastened down at the crotch. Shirts shall not be cut away in excess of the shirt illustrated in Figs. 1 and 2 (picture of legal shirt, back and front view). The front and back of the shirt shall not be cut lower than the level of the armpit, and under the arms the shirt shall not be cut lower than one-half the distance between the armpit and the belt line.
- b. Properly cut one-piece or two-piece uniform is optional. This uniform must meet all requirements listed for the shirt and also will have a minimum of *four-inch* [10.2cm] *inseam* at the legs. Team uniformity in clothing is recommended in dual meets.
- c. It is recommended that the name or initials of the wrestler's institution be on the meet uniforms.
- d. Light heelless wrestling shoes reaching above the ankle and laced by means of eyelets.
- e. A protective earguard.
- f. In all tournaments, the home management shall have immediately available some means for clearly identifying the contestants. Such provisions may consist of red and green anklets approximately three inches [7.6cm] wide.

**Appearance**

SECTION 11. Contestants shall be clean-shaven, sideburns trimmed no



lower than earlobe level and hair trimmed and well groomed. Because of the body contact involved, this rule has been approved in the interests of health, sanitary and safety measures. The hair in the back shall not extend below the top of an ordinary shirt collar and on the sides the hair shall not extend below earlobe level. A neatly trimmed mustache that does not extend below the line of the lower lip shall be permissible.

### **Special Equipment**

SECTION 12. Any mechanical device which does not allow normal movement of the joints and prevents one's opponent from applying normal holds, shall be barred. Any legal device that is hard and abrasive must be covered and padded. Artificial limbs and loose pads are prohibited. The use of special medication during a match or timeout because of a pre-existent condition such as asthma, diabetes, etc., shall result in disqualification.

### **Enforcement**

SECTION 13. a. The legality of all facilities and equipment (mat markings, uniforms, headgear, devices, pads, etc.) and contestant's appearance shall be decided by the referee.

b. The referee also shall determine whether each contestant has complied with specified health, sanitary and safety measures as to appearance. These shall constitute the sole reasons for disqualification as to application of this rule and shall not be arbitrary or capricious.

c. When a contestant appears on the mat ready to wrestle in a dual meet or tournament and the referee determines that the contestant does not comply with the required rules as to appearance and equipment, the offending contestant shall be charged injury time until the referee determines that the contestant is in compliance. The time used shall be cumulative with the offender's two minutes of allowed injury time. If the contestant is not in compliance at the end of two minutes, he shall be disqualified from participation.



# **RULE 2**

## **Definitions**

### **Decisions**

SECTION 1. If no fall has resulted after expiration of the three regular periods of any match as provided in 4-3, the referee shall award the match to the contestant who has scored the greater number of points as provided by the point system in 5-2. If there is a tie in the number of points scored, the referee shall declare the match a draw in dual meets. (See 4-6 for tournaments.)

### **Default**

SECTION 2. A default is awarded in a match when one of the wrestlers is unable to continue wrestling for any reason. (See 4-11c for tournaments.)

### **Disqualification**

SECTION 3. Disqualification is a situation in which a contestant is banned from participation in accordance with the Infraction Penalty Table.

### **Escape**

SECTION 4. An escape occurs when the defensive wrestler gains a neutral position and the offensive wrestler has lost control while the supporting points of either wrestler are within the wrestling area.

### **Fall**

SECTION 5. Any part of both shoulders or area of both scapulas held in contact with the mat for one second constitutes a fall. The one-second count (one-thousand-and-one) shall be a silent count by the referee and shall start only after the referee is in such position that he can observe that a fall is imminent, after which the shoulders or scapula area must be held in continuous contact with the mat in bounds for one second before a fall is awarded.

- a. A fall shall not be awarded unless both shoulders or both scapulas of the defensive wrestler are in bounds. (See 2-9 and illustrations Nos. 32 and 33.)



- b. If either wrestler is handicapped by having any portion of his body out of bounds, no fall shall be awarded and out of bounds shall be declared.
- c. When the match is stopped for out of bounds in a fall situation, the match shall be resumed in the starting position on the mat. (See 2-12, 2-15.)
- d. A fall will be indicated by the referee striking the mat with the palm of the hand.

### **Technical Fall**

SECTION 6. A technical fall occurs when a wrestler has earned a 15-point advantage over his opponent.

*NOTE 1—If a contestant is ahead by 13 points and earns a two-point near fall the match is declared a technical fall and all action is stopped. When the two points were earned in the judgment of the referee, and he gives the proper signal, the official scorer shall indicate to the referee that the match is terminated.*

*NOTE 2—A time advantage point cannot be awarded until the complete match time has expired.*

### **Forfeit**

SECTION 7. A forfeit is received by a wrestler when his opponent, for any reason, fails to appear for the match. In order to receive a forfeit, a wrestler must be dressed in wrestling uniform and appear on the mat. (See 1-8, 3-6, 4-11b.)

### **Neutral Position**

SECTION 8. A neutral position is one in which neither wrestler has control.

### **Out of Bounds**

SECTION 9. Contestants are considered in bounds if the supporting parts of either wrestler are inside the boundary lines. The line is considered out of bounds. A wrestler's supporting points are the parts of the body within or touching the mat (wrestling area) which bear the wrestler's weight, other than those parts with which he is holding his opponent. When down on the mat, the usual points of support may be hands, the knees, the side of the thigh and the buttocks. Wrestling shall continue as long as the supporting parts of either wrestler remain in bounds; however, near-fall



points or a fall may be earned only while both shoulders or both scapula areas of the defensive wrestler are in bounds. If there is no action at the edge of the mat and one wrestler is out of bounds, the official may stop the match.

## **Position of Advantage**

SECTION 10. A position of advantage is a position in which a contestant is in control and maintaining restraining power over his opponent. Control is the determining factor. The failure of the offensive wrestler to get his head out from the defensive wrestler's arm does not necessarily prevent the offensive wrestler from having control. The offensive wrestler is entitled to this advantage until such time as his opponent gains a neutral position or a reversal.

## **Near Fall**

SECTION 11. a. A near fall is a position in which the offensive wrestler has his opponent in a controlled pinning situation with:

- (1) Both shoulders or both scapulas of the defensive wrestler held (stopped) touching the mat, or when the wrestler is held (stopped) in a high bridge or on both elbows, or when one shoulder or the head is touching the mat and the other shoulder is held (stopped) at an angle of 45 degrees or less to the mat or both shoulders or both scapulas are held within four inches of the mat. Two points shall be awarded for such near fall situations. A continuous roll through is not to be considered a near fall. (See illustrations Nos. 44-47.)
- b. The criteria for a near fall having been met uninterrupted for five seconds, three points shall be awarded. A verbal and, whenever possible, a visual hand count is to be used in determining a three-point near fall.
- c. A near fall is ended when the defensive wrestler gets out of a pinning situation. The referee must not signal the score for a near fall until the situation is ended and only one near-fall shall be scored in each pinning situation, regardless of the number of times the offensive wrestler places the defensive wrestler in a near-fall position during the pinning situation.  
Only the wrestler with the advantage, who has his opponent in a pinning situation, may score a near fall. Bridgebacks in body scissors



or bridgeovers with a wristlock are not considered near-fall situations, even though a fall may be scored.

*When the defensive wrestler places himself in a precarious situation during an attempted escape or reversal, particularly leg vines and body scissors, a near-fall shall not be scored unless the offensive wrestler has control of and has definitely restrained his opponent in a pinning situation beyond normal reaction time.* (See illustration No. 47.)

## **Resumption of Wrestling After Out of Bounds**

SECTION 12. The position to be assumed by the contestants at the resumption of a match shall be neutral or in the starting position on the mat as determined by the position held upon going out of bounds. If neither wrestler has control, the match shall be resumed with both wrestlers opposite each other and with one foot on the green or red area of the starting lines. If one wrestler has the advantage, he will take the offensive starting position at the center of the mat.

## **Reversal**

SECTION 13. A reversal occurs when the defensive wrestler gains control of his opponent, either on the mat *or in a standing position*, while the supporting points of either wrestler are within the wrestling area.

## **Stalemate**

SECTION 14. When the contestants are interlocked in a position other than a pinning situation in which neither wrestler can improve his position, the referee shall, *as soon as possible*, stop the match; and wrestling will be resumed as for out of bounds.

## **Starting Position**

SECTION 15. a. *Defensive wrestler.* The defensive wrestler takes a stationary position at the center of the mat in which he is on his hands and knees as positioned by the referee. He must keep both knees on the mat even with and behind the rear starting line. The heels of both hands must be on the mat in front of the forward starting line. The elbows shall not touch the mat. (See illustrations Nos. 5 and 6, Starting Position.)

b. *Offensive wrestler.* 1. The offensive wrestler shall be on the right or left side of his opponent with at least one knee on the mat and his head above the mid line of his opponent's back. One arm (right or left) is placed loosely around the defensive wrestler's body perpendicular to



the long axis of the body with the palm of the hand placed loosely against the defensive wrestler's navel and the palm of his other hand (left or right) placed on or over the back of the near elbow, this being the near side. One knee shall be on the mat to the outside of the near leg, not touching the defensive wrestler; and a knee or foot may be placed in back of the defensive wrestler's feet, not touching the defensive wrestler. (See illustrations Nos. 5 and 6, Starting Position.)

2. *Optional Offensive Starting Position.* The offensive wrestler may use an optional start whereby he positions himself on either side or to the rear of his opponent supporting all his weight on both feet, one knee or both knees. He is to place his hands on his opponent's back (area between neck and waist), thumbs touching, and only his hands are to be in contact with the defensive wrestler. The offensive wrestler is not to place his foot or feet, or knee(s), between his opponent's feet or legs, nor may he straddle his opponent. (See illustrations Nos. 7 and 8.)
3. The referee is authorized to direct the offensive man to take a starting position after the defensive man is stationary in his starting position on the mat.

## **Takedown**

SECTION 16. When, from a neutral position, a contestant gains control and places his opponent's supporting points down on the mat (held beyond reaction time, while the supporting points of either wrestler are within the wrestling area) he has gained a takedown. Down on the mat, the usual points of support may be: knee(s), the side of the thigh and the buttocks. When the hand(s) bear the majority of the defensive wrestler's weight, the hand(s) are considered supporting points.

## **Time Advantage**

SECTION 17. The offensive wrestler who has control in an advantage position over his opponent is gaining time advantage. A timekeeper assigned to each wrestler records his accumulated time advantage throughout the match. A multiple timer may be used to record the time advantage. At the end of the match, the referee subtracts the lesser time advantage from the greater. If the contestant with the greater time advantage has less than one minute of net time advantage, no point is awarded. If he has one minute or more of net time advantage, he is awarded a maximum of one point.



# **RULE 3**

## **Weight Classification and Weighing In**

### **Weight Classification**

#### **10 Weight Classes**

SECTION 1. Competition shall be divided into 10 weight classes as follows:

118 lbs	53.5kg	158 lbs	71.7kg
126 lbs	57.2kg	167 lbs	75.8kg
134 lbs	60.8kg	177 lbs	80.3kg
142 lbs	64.4kg	190 lbs	86.2kg
150 lbs	68.0kg	Unl.	Unl.

#### **NOTES**

1. A contestant in the unlimited weight class must weigh in at a minimum of 177 pounds (80.3kg).
2. In the 1986-87 season the heavyweight class will have a maximum limit of 275 pounds.

#### **Dual Meets**

SECTION 2. Competition in dual meets shall be conducted in the weight order listed, unless changes have been mutually agreed upon at the time of weigh in.

### **Weighing In**

#### **Time**

SECTION 3. a. *Dual meets.* Contestants may weigh in a maximum of five hours and a minimum of one-half hour before the meet is scheduled to



begin, unless otherwise mutually agreed upon, on scales provided by the host school.

- b. ***Quadrangular, Triangular Matches.*** Contestants may weigh in a maximum of five hours and a minimum of one-half hour before the first scheduled match, unless otherwise mutually agreed upon.
- c. ***Tournaments.*** Each day of a tournament, contestants will weigh in a maximum of five hours and a minimum of four hours before the meet is scheduled.

*NOTE—Teams may weigh in on home scales by mutual agreement of coaches and shall furnish the weight list with actual weights listed. It is mandatory that the accuracy of all scales be certified by a qualified scale authority prior to the first official weigh-in each year.*

## **Supervision**

SECTION 4. The referee or other authorized person shall supervise the weigh-in of contestants. At all weigh-ins, the wrestler will stand with both feet flat in the middle of the scale, facing away from the dial or weight indicator.

## **Weight Allowance**

SECTION 5. a. ***Dual meets and tournaments.*** For all dual meets and tournaments, three pounds [1.4kg] allowance shall be given over the regular weight during November and December, two pounds [0.9kg] during January and one pound [0.5kg] during February, not including qualifying tournaments. All qualifying tournaments shall be wrestled at scratch weight. No additional weight is permitted nor should it be requested. Members of both teams will be allowed one additional pound [0.5kg] per day when one team is wrestling on two or three successive days, excluding Sundays (maximum of two pounds [0.9kg]). Meets held on Saturday and Monday are considered to be on successive days.

- b. ***Tournaments.*** In tournaments, a one-pound [0.5kg] allowance shall be given each day over the weight limit of the previous day (maximum of two pounds [0.9kg]). The tournament committee will stipulate the time for the first weigh-in.

All contestants shall weigh in without clothing for dual meets and tournaments.

*NOTE—A 118 pounder [53.5kg] may weigh 121 pounds [54.9kg] in*



*November and December, 120 pounds [54.4kg] in January and 119 [54.0kg] pounds in February except for the qualifying tournaments.*

### **Failure to Make Weight**

SECTION 6. Any contestant failing to make weight at the minimum time shall be ineligible for that weight class. If a contestant fails to weigh in on the second or subsequent days of a tournament (after having qualified for the tournament) a forfeit shall be awarded his opponent, and points for the forfeit and advancement shall be scored. (See 4-11e and g.)

### **Medical Examinations**

SECTION 7. A physician or physicians shall be present to examine contestants for communicable diseases in all tournaments and meets. It is recommended that an examination of all contestants be made at the time of weigh-in and the presence of a communicable disease or any other condition which, in the opinion of the examining physician, makes the participation of that individual inadvisable shall be full and sufficient reason for disqualification.



# **RULE 4**

## **Conduct of Matches and Tournaments**

### **The Matches**

#### **Notification And Agreement**

SECTION 1. All modifications of rules of competition, "ground rules," etc. proposed by the home coach must be submitted to the coach of the visiting team, or teams, a sufficient length of time before the date of the meet for agreement to be reached on same; and no such action is binding unless approved by the visiting team or teams.

*NOTE—In case the coaches are unable to agree on a shorter maximum weighing in time than the five hours specified as the maximum in these rules, it is understood that the maximum amount of time as specified in the rules shall hold.*

The visiting team may request that the home management notify the visiting team at least 10 days prior to the date of the meet the exact time and place of the meet and the name of the referee, *who should be mutually agreed upon.*

#### **Intentional Delay**

SECTION 2. The home team's contestant shall be sent onto the mat first, and he cannot be withdrawn or replaced. A team intentionally delaying its appearance on the mat beyond five (5) minutes of established meet starting time shall have one team point deducted.

#### **Length of Matches**

SECTION 3. All regular matches shall be seven minutes in length divided into three periods, with the first period three minutes and the second and third periods two minutes each. The first period will start with both contestants standing opposite each other with the lead foot on the green



or red area of the starting lines and the other foot even with or behind the lead foot. The wrestlers will come forward, shake hands and step back to their designated areas and, when the referee sounds his whistle, begin wrestling. A fall during this or either subsequent period terminates the match. If neither contestant secures a fall in the first period, the referee shall stop the match and place the wrestlers in the starting position on the mat (2-15) with the appropriate contestant in the position of advantage (4-5). The second period shall be started immediately by the referee's whistle. If no fall occurs during this second period, upon its expiration, the referee shall again stop the match, place the contestant who started the second period in the position of advantage underneath and start the third period as before.

*NOTE—In matches involving sight handicapped wrestlers, a finger touch method shall be used in the neutral position and initial contact be made from the front. (Illustration No. 3.)*

## End of Match

**SECTION 4.** If no fall occurs during the final period and after the match is concluded, wrestlers will return to and remain on their respective (green or red) areas while the referee checks with the scorers' and timers' tables. Upon the referee's return to the mat, the contestants will shake hands and the referee will declare the winner in accordance with Officials' Signals. (See illustrations Nos. 68 and 69.) The time of the match is continuous except when the referee stops and starts a match.

Failure to comply with end-of-match procedure, after being directed to do so, shall result in penalty points being assessed in dual meets and tournaments. The match is not ended until the referee declares the outcome of the match and both contestants have left the mat. Failure to comply shall constitute unsportsmanlike conduct.

It is unsportsmanlike conduct for a wrestler to shake hands with the referee or the opposing coach at the conclusion of his match.

## Choice of Position

**SECTION 5. a. Dual meets.** Immediately before the contest starts, the referee shall call the captains to the center of the mat and decide by the toss of a coin which team has the choice of position at the start of the second period in each weight class. The winner of the toss may choose the odd or even number of the weight classes listed consecutively. The choice of odd or even matches in dual meets is not altered in case of a fall, default, forfeit or disqualification.



- b. **Tournaments.** Immediately following the end of the first period, the referee shall determine by toss of a coin or disc which wrestler has the choice of position at the start of the second period.

## Overtimes

SECTION 6. In tournament competition when the match ends in a tie in points, the contestants shall wrestle three extra periods of one minute each (consolation matches included) starting the first of these periods on the feet and conducting the entire overtime as in a regular match. There will not be a mandatory warning at the end of the first overtime period.

*NOTE—At the end of regulation time, the scorekeeper shall record the net time advantage.*

The choice of position shall be determined by the toss of a coin. There shall be a one-minute rest between the regular match and the overtime match. The points and time advantage are not cumulative throughout the match and overtime periods. Warnings, cautions and number of infractions do not carry over into the overtime. However, injury time does carry over. When there is a tie in points at the end of the overtime, the following criteria will be applied, in the order listed, to determine the winner:

- a. **Abusive and unsportsmanlike conduct:** If the wrestler has been penalized for abusive and unsportsmanlike conduct, he shall lose.
- b. **Near falls:** The wrestler that has accumulated the greater number of points for near falls shall be declared the winner.
- c. **Takedowns:** If none of the above has produced a winner, the wrestler with the greater number of takedowns shall be declared the winner.
- d. **Reversals:** If none of the above has produced a winner, the wrestler with the greater number of reversals shall be declared the winner.
- e. **Escapes:** If none of the above has produced a winner, the wrestler with the greater number of escapes shall be declared the winner.
- f. **Riding time:** If none of the above has produced a winner, the wrestler with 15 seconds or more of riding time advantage shall be declared the winner.
- g. **Stalling:** If the above has produced equal points or no points for either wrestler, any wrestler having been (1) **Penalized** for stalling shall lose, or (2) **Warned** for stalling shall lose.



**NOTE**—If one man has been warned and penalized for stalling and the other has been warned, the one who has been penalized will lose. The man penalized the greatest number of times for stalling will lose.

- h. **Illegal holds:** If none of the above has produced a winner, the wrestler penalized the least for illegal holds shall be declared the winner.
- i. **Technical violations and unnecessary roughness:** If none of the above has produced a winner, the wrestler penalized the least for technical violations (other than stalling) and unnecessary roughness shall be declared the winner.
- j. **Time advantage:** If none of the above has produced a winner, the wrestler with the greater amount of riding time in overtime shall be declared the winner.
- k. **Regular match:** If none of the above has produced a winner, the criteria a. through i. shall apply to the regular match to determine the winner.
- l. **Other:** If none of the above has produced a winner, the referee shall determine the winner, based on his opinion as to which wrestler was the superior wrestler.

### Consolation Matches

SECTION 7. Consolation matches shall consist of three two-minute periods conducted in the same manner as regular matches in championships.

### Control of Mat Area

SECTION 8. a. All personnel, other than actual participating contestants, shall be restricted to an area reserved for such use. This area shall be at least 10 feet [3.0m] from the mat and scoring table.

- b. During tournaments a maximum of *two team personnel* will be permitted in the restricted area.
- c. Failure to comply will be treated in the following manner: first violation—warning; second violation—deduct one team point; third and subsequent violations—deduct one team point and remove individual(s) involved from the arena. These offenses are accumulated per institution throughout (1) each dual meet; (2) each day of quadrangular and triangular meets; (3) each session of a tournament. Penalties for 8c and 9d shall be cumulative and sequential.



## **Correction of Error**

- SECTION 9. a. When an error has been made in positioning a wrestler in the top or bottom position at the start of the third period, all points and time advantage gained during the third period are cancelled. Following a rest period of one minute, the period shall be re-wrestled. (Errors occurring during first or second periods shall be corrected with wrestling resumed immediately.)
- b. If there is an error on the part of the timekeeper, scorers or referee, the error shall be corrected; and the referee will then render his decision accordingly. When possible, this correction should be made by the referee and should take place prior to the contestants leaving the mat area. Any error not resolved by the referee shall be arbitrated by the tournament committee. During a dual meet, correction shall be made by the referee prior to the start of a subsequent match. An error during the last match of a dual meet must be corrected prior to the referee having signed the scorebook.
- c. A clerical error in recording team scoring in dual meet or tournament which does not necessitate additional wrestling may be corrected when discovered.
- d. When a coach believes the referee has misapplied a rule (other than questioning judgment), he may approach the official's table and request that the match be stopped when there is no significant action. The referee and coach shall discuss the situation in a rational manner directly in front of the official table. Both wrestlers shall remain on the mat. At this point, there are only two alternatives for the referee to consider. If there was a misapplication of a rule, the referee will make the necessary adjustments at the scoring table and resume the match. If there was no misapplication error, the referee shall determine the coach's action as intentional delay of the match and he shall penalize the coach according to 4-8c.

*NOTE—A coach shall be permitted, without penalty, to approach the scorer's table with the intent of correcting or asking for an interpretation of the score or time.*

## **Tournaments**

### **Tournament Committee**

- SECTION 10. a. All tournaments shall have a tournament committee



designated before the start of competition.

- b. This committee shall consist of at least three members and no more than five members.
- c. Duties:
  - 1. Administration of the tournament.
  - 2. Arbitration of all disputes.

### **Administration**

SECTION 11. a. Failure to verify entries by the stipulated deadline will result in disqualification from a tournament. Contestants thereafter failing to make verified weight will not be allowed to participate in another weight classification.

- b. Contestants will be allowed a maximum of five (5) minutes to appear ready to compete at the specified mat. Failure to appear will result in forfeit to opponent.
- c. Defeat due to injury in a tournament does not eliminate a contestant from further competition.
- d. In case of injury or illness, the tournament physician, in consultation with the chairman of the tournament committee, will rule on contestant's ability to continue. Extenuating circumstances concerning any injury or illness as it relates to defaults and forfeits will be considered by the tournament committee.
- e. A forfeit will eliminate a contestant from further competition in tournaments.
- f. A disqualification *may* eliminate a contestant from further competition in tournaments. (See Note under Infraction Penalty Table and see 5-4a)
- g. Any contestant who fails to check in or to make weight for each day of a tournament is ineligible for further competition and cannot place in the tournament, except as covered in 4-11d.
- h. No contestant shall be required to wrestle two matches in any tournament with less than one (1) hour rest between such matches.
- i. The sports committee recommends that medals and team trophies be formally presented in a ceremony made as impressive as possible.



When athletes are receiving awards, they shall wear their official school's warmup. No extra equipment (hats, signs, etc.) may be worn or carried at the awards ceremony.

- j. Any conference or other tournament may be conducted under any bracketing agreed upon by participating schools.

### **Mat Judge**

SECTION 12. In tournament competition, it is recommended that one judge be assigned to assist the referee. The use of a mat judge is designed to minimize human error. The judge will be granted the same mobility as the referee and complement the referee during the match by making visual signals, visual point calls and assisting calls; however, the referee will be in control of the match. When possible, the mat judge should be in a position to observe simultaneously mat action and the clock at the expiration of each period.

### **Mat Judge Procedure**

- SECTION 13. a. Verbal communication between judge and referee is encouraged.
- b. When the judge disagrees with the referee, it is mandatory that he immediately bring it to the referee's attention.
  - c. When the judge disagrees with the referee, the match will be stopped as soon as it is practical and referee's timeout will be indicated. The referee will avoid interrupting the match while significant action is in progress.
  - d. When necessary, the judge and referee will meet quickly in front of scorers' table to discuss the disagreement.
  - e. A judge may support, disagree or have no opinion relative to a decision. However, the referee shall prevail in the event of a disagreement.
  - f. When a decision is reached, the referee will inform the scorers' table of any change in the match scoring.
  - g. The referee, judge and two contestants are the only individuals permitted to step onto the wrestling mat. Coaches are not permitted to address the judge. (Failure to comply will be penalized according to 4-8c.)



- h. If the judge determines that a coach, contestant or other personnel is in violation of rules pertaining to unsportsmanlike conduct, control of the mat area or questioning judgment, he shall notify the violator and the referee when appropriate. The referee shall inform the scorer's table.

## **Places Scored**

SECTION 14. In tournaments awarding four places, the loser in the final first-place match shall automatically take second place. The winner in the final consolation match shall be awarded third place and the loser fourth place. In tournaments where six places are scored, the defeated wrestlers in the consolation semifinals shall wrestle for fifth and sixth places. In tournaments where eight places are scored, the defeated wrestlers in consolation quarterfinals shall wrestle for seventh and eighth places.

## **Drawings**

SECTION 15. Immediately after the verification of entries, drawings will be made in accordance with the graphic illustration as provided on pages WR-31 and WR-32.

## **Seeding**

SECTION 16. Whenever there are two outstanding contestants in any class, the name of one of these contestants shall be placed in the upper half of the drawing bracket and the name of the other in the lower half. In case several seeded men are of equal ability, their seeded positions shall be determined by drawing.

If there is one outstanding wrestler in any class and also two others who are distinctly superior to the remainder in that class, those wrestlers should be seeded in different quarter brackets of the opposite half bracket from the outstanding wrestler. A seeded contestant shall have the same opportunity to draw for the byes as other contestants in his bracket.

Consideration for determining seeded wrestlers, but not necessarily in this order, is given to: (a) returning place winner, (b) a contestant with an undefeated season record, (c) head-to-head competition, and (d) common opponents.

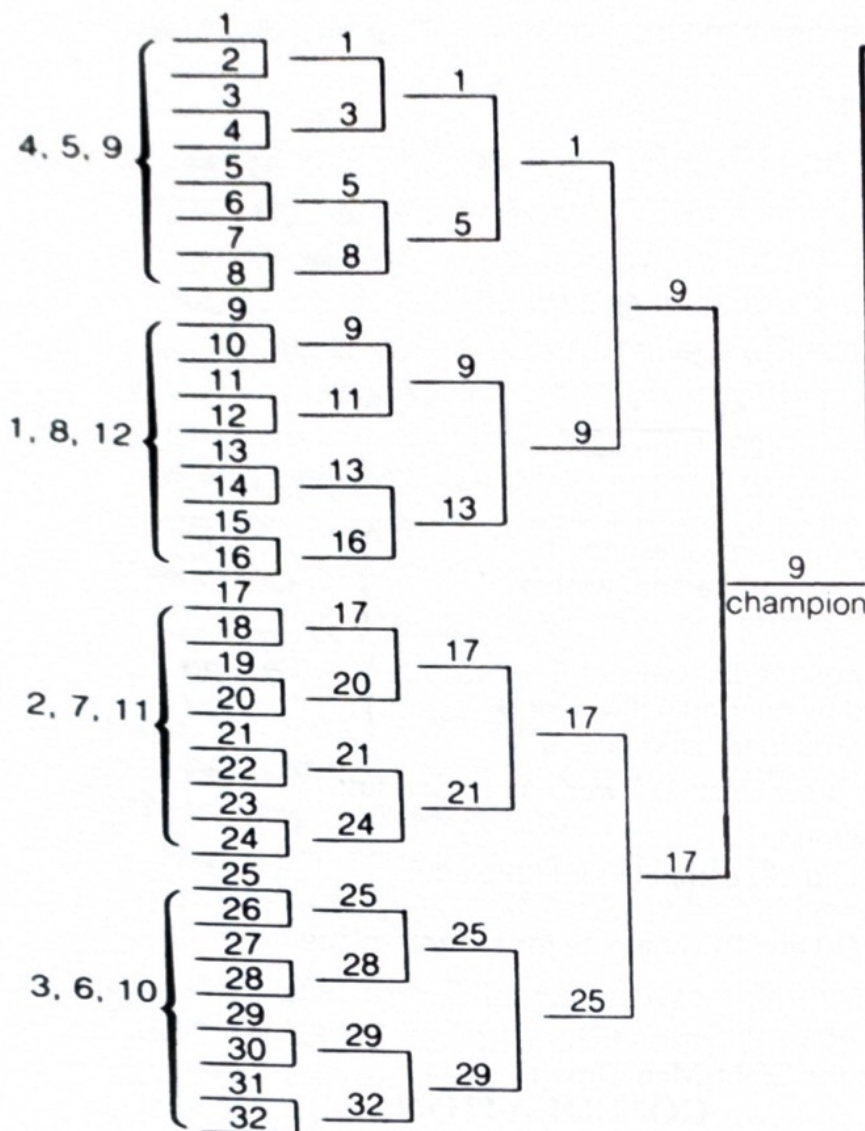
## **Byes**

SECTION 17. When the number of competitors is not a power of two (that is, 4, 8, 16, 32, 64) there shall be "byes" in the first round. The number of byes will be equal to the difference between the number of competitors and the next higher power of two. The number of pairs which meet in the



## *Graphic Illustration of Drawings and Seedings*

Seeds    Prelim-   First   Second Third   Final  
          inaries   Round   Round   Round   Round



When using a 32-man bracket, if byes are drawn, they will take their places as shown in the first round column as follows:

First bye—Line 32

Second bye—Line 2

Others, in order—Lines 18, 16, 28, 6, 22, 12, 30, 4, 24, 10, 26, 8, 20

When using a 16-man bracket, byes will take their places in the same order as shown in the second round column. In making pairings for the 16-man brackets, or smaller, drawings should be made for the number one seed to draw any place in the bracket. This is followed by drawing for the second seed to any place in the half bracket opposite the number one seed. The third seed then draws to the quarter bracket opposite the second seed and the fourth seed to the quarter bracket opposite the first seed.

No. 1 seeded man draws for possible positions 9 through 16 in 2nd quarter.

No. 2 seeded man draws for possible positions 17 through 24 in 3rd quarter.

No. 3 seeded man draws for possible positions 25 through 32 in 4th quarter.

No. 4 seeded man draws for possible positions 1 through 8 in 1st quarter.

No. 5 seeded man draws for position in opposite half of 1st quarter.

No. 6 seeded man draws for position in opposite half of 4th quarter.

No. 7 seeded man draws for position in opposite half of 3rd quarter.

No. 8 seeded man draws for position in opposite half of 2nd quarter.

No. 9 seeded man draws for position in opposite 1/16th bracket from No. 4.

No. 10 seeded man draws for position in opposite 1/16th bracket from No. 3.

No. 11 seeded man draws for position in opposite 1/16th bracket from No. 2.

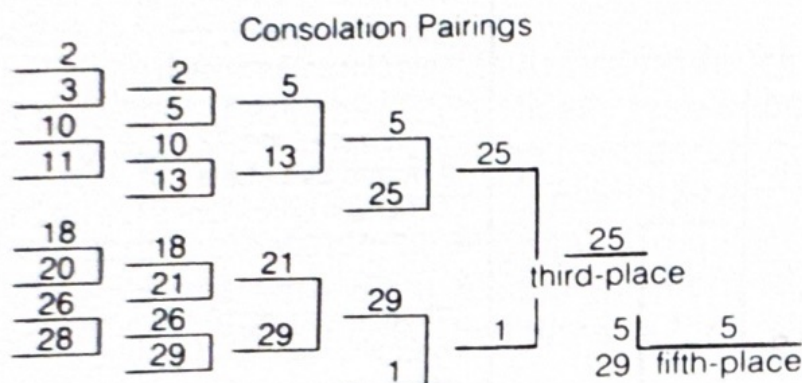
No. 12 seeded man draws for position in opposite 1/16th bracket from No. 1.

NOTE—When 12 men are seeded, numbers nine through 12 will be placed in the quarter



bracket as indicated in the illustration. These men will be drawn into the eighth bracket with the lowest seeded man.

If seedings hold true, quarterfinals should pit No. 4 against No. 5, No. 1 against No. 8, No. 2 against No. 7, and No. 3 against No. 6



2 represents first man defeated by quarterfinal winner 1  
 3 represents second man defeated by quarterfinal winner 1  
 5 represents third man defeated by quarterfinal winner 1

10 represents first man defeated by quarterfinal winner 9  
 11 represents second man defeated by quarterfinal winner 9  
 13 represents third man defeated by quarterfinal winner 9

25 represents loser of championship semifinal in lower half of bracket

Loser of consolation final (1) places fourth.

Losers of consolation semifinals (5 and 29) compete for fifth place;

Loser of this bout places sixth.

Losers of consolation quarterfinals (13 and 21) compete for seventh place;

Loser of this bout places eighth.

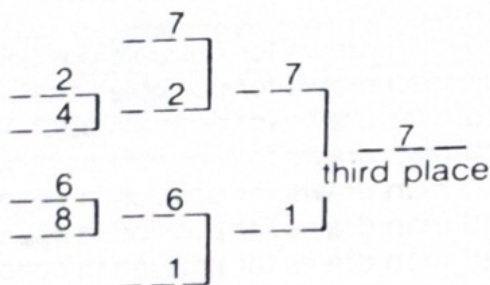
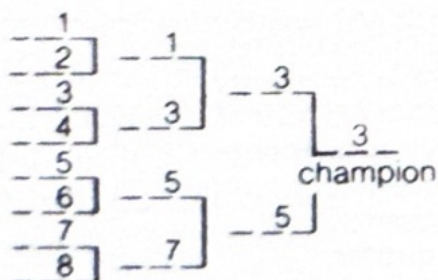
} First  
Quarter

} Second  
Quarter

Graphic Illustration of Bracketing for Eight-Man Draw:

**CHAMPIONSHIP**

**CONSOLATION**





first round shall be equal to the difference between the number of competitors and the next lower power of two. There will be no byes after the first round and no further drawing is necessary for the first place or consolation rounds. The byes, if even in number, shall be equally divided between top and bottom. If the number of byes should be uneven, there shall be one more bye at the bottom than at the top, as shown on page WR-31.

### **Contestants Eligible for Third-Place Matches (Consolations)**

SECTION 18. a. Immediately after completion of the first quarterfinal match in each weight, consolation rounds shall start among all contestants defeated by the winner of this quarterfinal match. At the conclusion of the championship semifinals, the losers of those semifinals shall be cross bracketed into the consolation semifinals (See b. following.)

After completion of the second, third and fourth quarterfinal matches in the same weight, the same plan shall be followed as indicated in the preceding paragraph.

- b. Consolation matches to determine third place and subsequent places shall be conducted in accordance with the original first-round drawings. Therefore, those eligible for the third-place consolations should be matched in the order in which they were defeated by the semifinalists in this quarter-bracket.

The winner of the consolation matches involving eligible wrestlers from the first quarter-bracket should be matched with the winner of the consolation matches involving eligible wrestlers from the second quarter-bracket. The winner of this match should be paired with the loser of the championship semifinal bout in the *lower half* of the bracket (cross bracketing) in the consolation semifinals. The same procedure should be followed with the consolation winners from the third and fourth quarters, the winner being matched against the semifinal loser from the *upper half*.

The eligible contestants are designated in a. of this section.

- c. In the event two wrestlers who have competed against each other previously in the tournament are paired again for either third place or for fifth place, the matches shall be wrestled and scored as if they had not met previously.
- d. Under the unique situation when both wrestlers are disqualified due to technical violations or illegal holds, the criteria used for overtime matches will be used to determine who advances to the consolation bracket.



**Example**

SECTION 19. Referring to the Graphic Illustration on WR-31, those eligible for the third-place rounds are 2, 3 and 5 from the first quarter; 10, 11 and 13 from the second quarter and 25 as the loser of the championship semifinal in the lower half; plus 18, 20 and 21 from the third quarter; 26, 28 and 29 from the fourth quarter and 1 as the loser of the championship semifinal in the upper half. Only the semifinal losers are cross bracketed.

Assume that 2 wins from 3 and 5 wins from 2; that 10 wins from 11 and 13 wins from 10, that 18 wins from 20 and 21 wins from 18; that 26 wins from 28 and 29 wins from 26.

5 then wins from 13 and is matched in the consolation semifinals against 25. 29 wins from 21 and is matched in the consolation semifinals against 1. The winners of the consolation semifinals compete for third and fourth places and the losers compete for fifth and sixth places.

All third-place, fifth-place and seventh-place matches shall be conducted prior to the first-place championship matches.

**Protest**

SECTION 20. Committees can be appointed at tournaments to hear all protests. Coaches only may protest errors in recording points or match results and nonjudgment errors in the application of rules. The coach must inform the official scorer and the referee of his intent to protest the bout before the boutsheet is removed from the scorer's table. The referee will note this intent to protest the bout on the boutsheet and will notify the opposing wrestler not to leave the area until the matter is settled. These protests must be filed with the tournament committee in writing within a 10-minute period following the bout.



# **RULE 5**

## **Scoring**

### **Match**

#### **Scoring and Timing**

SECTION 1. Match scoring and timing must be kept in plain view of spectators, contestants and coaches. It is strongly recommended that a timing device be available and visible for the purpose of recording time advantage. Information on time advantage shall be made available to coaches during the progress of the match by the timekeeper.

### **Individual**

#### **Points**

SECTION 2. In all matches, the contestants are awarded points by the referee in accordance with the following system:

Takedown (by each wrestler) (2-16) . . . . .	2 points
Escape (2-4) . . . . .	1 point
Reversal (2-13) . . . . .	2 points
Near fall (2-11) . . . . .	2 or 3 points
Time advantage (2-17) . . . . .	1 point for one minute or more of net accumulated time in the advantage position. One point is the maximum to be awarded for the match, and this point shall be recorded on the final score.

Penalties (See Rule 7 and the Infraction Penalty Table).

*NOTE—Method of recording score for an overtime match.*

*Example: 3-3, 1-0 (OT)\**

*3-3, 1-1 (Criteria)*

*\* OT—Overtime*



### TOURNAMENT SCORING CHART

	<i>1st</i>	<i>2nd</i>	<i>3rd</i>	<i>4th</i>	<i>5th</i>	<i>6th</i>	<i>7th</i>	<i>8th</i>
Four Places	10	7	4	2				
Six Places	16	12	9	7	5	3		
Eight Places	16	12	9	7	5	3	2	1

## Team

### Dual Meets

**SECTION 3. a. *Fall.*** Six team points shall be scored toward the team total for each contestant who wins by a fall, technical fall, default, forfeit or disqualification.

*NOTE—A team forfeit shall be scored six points for each weight class.*

- b. ***Decision.*** A decision by a margin of less than eight points shall score three team points. When the margin is eight points or more, four team points will be scored. When the margin is 12 points or more, five team points will be scored.
- c. ***Draw.*** In case of a tie, two points shall be scored for each team.

### Tournaments

**SECTION 4. a. *Places.*** In tournaments, individual placement points shall be awarded as soon as earned. Placement points already earned will be deducted in case of forfeit or disqualification for flagrant misconduct.

In tournaments scoring eight places, the winner of each championship quarterfinal shall be awarded three (3) place points, the winner of each championship semifinal shall be awarded nine (9) additional place points and the winner of each championship final shall be awarded four (4) additional place points. The winner of the final preliminary round of consolations shall receive one (1) place point. The winner of the quarterfinal consolation match shall receive two (2) additional place points, the winner of the consolation semifinals shall receive four (4) additional place points. The winner of third place and the winner of fifth place shall receive two (2) additional place points, while the winner of seventh place shall receive one (1) additional place point.

In tournaments scoring six places, the winner of each championship quarterfinal shall be awarded three (3) place points, the winner of each championship semifinal shall be awarded nine (9) additional place points and the winner of each championship final shall be awarded four (4) additional place points. The winner of the quarterfinal consolation



match shall receive three (3) place points. The winner of the consolation semifinals shall receive four (4) additional place points. The winner of third place and the winner of fifth place shall receive two (2) additional place points.

In tournaments scoring four places, the winner of each championship semifinal shall be awarded seven (7) place points, and the winner of each championship final shall be awarded three (3) additional place points. The winner of each consolation semifinal shall receive two (2) place points, and the winner of third place shall receive two (2) additional place points.

- b. **Advancement points.** One team point shall be scored for each match won in the championship bracket and one-half point in the consolation bracket except for the final first-, third-, fifth- and seventh-place matches.
- c. An additional point shall be scored for each match won by fall, default, forfeit or disqualification throughout the tournament.
- One-half point shall be awarded for each match won by eight or more points. Three-quarter point shall be awarded for each match won by 12 or more points.
- d. One point in the championship bracket and one-half point in the consolation bracket may be awarded for a bye if the wrestler receiving the bye wins his next bout.

### SUMMARY OF SCORING

#### Dual Meet

Fall .....	6 pts.
Technical Fall .....	6 pts.
Forfeit .....	6 pts.
Default .....	6 pts.
Disqualification .....	6 pts.
Decision	
(by 12 or more pts.) ..	5 pts.
(by 8 thru 11 pts.) ...	4 pts.
(by less than 8 pts.) ..	3 pts.
Draw .....	2 pts.

#### Tournament

Fall .....	1 pt.
Technical Fall .....	1 pt.
Default .....	1 pt.
Forfeit .....	1 pt.
Disqualification .....	1 pt.
Advancement	
Championship Bracket ..	1 pt.
Consolation Bracket ...	½ pt.
Decision	
(by 12 or more pts.) ..	¾ pt.
(by 8 or more pts.) ...	½ pt.
Bye followed by a win	
Championship Bracket ..	1 pt.
Consolation Bracket ...	½ pt.

#### Individual Match

Takedown .....	2 pts.
Escape .....	1 pt.
Reversal .....	2 pts.

Near-Fall .....	2 or 3 pts.
Time-Advantage .....	1 pt.
(Maximum for 1 full minute)	



# **RULE 6**

## **Infractions**

### **Abusive or Unsportsmanlike Conduct**

SECTION 1. Abusive or unsportsmanlike conduct during or immediately following a match includes any conduct which interferes with the orderly progress of the match. This includes coaches, contestants, all team personnel (manager, trainer, physician). First penalty—deduct one team point; second penalty—deduct one team point and remove from premises, by home management.

A spectator who acts in an unsportsmanlike manner may be removed from the premises. The home management shall be responsible for the removal of spectator(s) upon request by the referee or mat judge. This will be done without penalty to either team.

### **Flagrant Misconduct**

SECTION 2. a. Either before, during or following a match, flagrant misconduct such as intentionally striking an opponent or continued unnecessary roughness shall be penalized by the deduction of one team point, disqualification of the contestant and removal from the premises. A contestant so disqualified in tournament competition is not entitled to placement points or individual tournament award, nor will he be credited with advancement and fall points earned prior to the incident, with other contestants remaining in their respective positions.

b. Any item under unnecessary roughness (See 6-3) may be interpreted by the referee as flagrant misconduct.

c. If the offender is someone other than a contestant (coach, trainer, manager, etc.), the penalty is deduction of one team point and removal from the premises.

### **Unnecessary Roughness**

SECTION 3. Either before, during or following a match, any action beyond normal aggressiveness such as striking, gouging, kicking, hair pulling,



butting, elbowing, biting or an act which endangers life or limb shall be penalized. A forceful trip may be considered as unnecessary roughness.

*NOTE—Points for unnecessary roughness will be awarded in addition to points earned.*

### **Foreign Substance On Skin**

SECTION 4. The use of oil or greasy substances which cannot be completely removed shall be grounds for disqualification at the discretion of the referee. Timeout for the removal of such foreign substances shall be cumulative with the timeout for injuries throughout the match. The total timeout shall not exceed two minutes. (See 7-5.)

*NOTE—This provision is applicable when contact lenses are dislodged or lost during a match.*

## **Holds**

### **Illegal**

SECTION 5. Any hold shall be allowed except the hammerlock above the right angle; the twisting hammerlock; full nelson; front headlock without the arm; headlock without the arm; the straight head scissors (even though the arm is included); over-scissors; strangle holds; all body slams; twisting kneelock; key lock; overhead double arm bar; the bending, twisting or forcing of the head or any limb beyond its normal limits of movement; locking the hands behind the back in a double arm bar from the neutral position; full back suplay from a rear standing position and any hold used for punishment alone. (See Illustrations.)

Any holds over the mouth, eyes or front of the throat shall not be permitted. Pressure from the side of the hand, forearm or wrist is considered a hold and therefore barred when used on the mouth, nose, eyes or throat. Forcing such a hold may be considered unnecessary roughness, depending on the intent of the act as determined by the referee, and penalized accordingly. (See illustrations Nos. 15-20, 42, and 57 through 61.)

### **NOTES**

1. *Contestants may grasp all four fingers in an effort to break a hold, but pulling back the thumb, or one, two or three fingers, is illegal.*
2. *The term "slam" is interpreted as lifting and bringing an opponent to the mat with unnecessary roughness. It is the responsibility of the*



wrestler who lifts his opponent off the mat to safely return him to the mat. This infraction may be committed by a contestant in either the top or bottom position on the mat as well as during a takedown. When a contestant lifts his opponent off the mat and brings him to the mat with excessive force, a slam will be called. A slam shall be called without hesitation following the situation occurring. A forceful trip may be considered as unnecessary roughness.

3. An intentional drill or forceful fall back is illegal when the defensive wrestler is in a standing position and the offensive wrestler has a scissor hold or a cross body ride.
4. A leg hooked over the top toe of an opponent's straight body scissors is interpreted as an over-scissor and therefore illegal. (See illustration No. 22.)
5. ***A wrestler applying a legal hold should not be penalized when his opponent turns the legal hold into an illegal hold. The referee shall cause the hold to be released if there is a danger of injury. However, the match need not be stopped unless the referee finds it necessary to do so in order to correct the situation.***
6. ***Whenever possible, an illegal hold should be prevented rather than called. When an illegal hold cannot be prevented, it must be penalized. (Example: A twisting knee lock. See illustrations Nos. 24-29.)***
7. The three-quarter nelson is not to be interpreted as a headlock. (See illustration No. 41.)
8. Pulling the head over the shoulder with hands locked or overlapped is not to be interpreted as a headlock. (See illustration No. 40.)
9. The double arm bar is legal while in a neutral position if hands are locked at the side. (See Illustrations Nos. 36-37.)
10. Points for illegal holds will be awarded in addition to points earned by the offended wrestler.

### **Potentially Dangerous**

**SECTION 6.** The double wristlock, chicken wing, toe hold, split scissor, guillotine, when being applied with the limb forced beyond normal range of movement, and other holds which may cause injury when used legally



are considered potentially dangerous holds. (See Illustrations Nos. 14, 50-52 and 54-55.)

Contestants should know the dangers of these holds and the block for them. The referee should anticipate danger of injury from these holds and be in position to block them before they reach the danger point. Furthermore, all referees, coaches and contestants should understand that any and all holds used in such a way as to endanger life or limb are illegal; and all referees should verbally caution contestants against forcing a potentially dangerous hold into an illegal position.

The chicken wing is a legal but potentially dangerous hold. When the hand of the defensive wrestler goes behind the back with parallel pressure to the long axis of the body, it becomes a twisting hammerlock and is illegal. (See Illustrations Nos. 52-55.) The double wristlock and chicken wing become illegal when forced into a twisting hammerlock position, as in the case of applying the force parallel instead of perpendicular to the long axis of the body. The reinforced half nelson or the half nelson may become potentially dangerous when the defensive wrestler is unable to roll in the direction of the pressure. (See illustration No. 56.)

*No contestant should ever be put in a position where he must forfeit a neutral position, a position of advantage or a fall because of an injury or danger to life or limb.* If a legitimate hold is forced to such an extent as to endanger a contestant, or if it becomes a punishing hold, the referee shall stop the match and require the hold to be broken. No penalty points should be awarded. The match shall be resumed in the neutral or starting position on the mat as determined by the position held at the time the match was stopped.

## Technical Violations

### Misconduct

SECTION 7. Misconduct by either wrestler, which includes abusive language, throwing the headgear or indicating displeasure with a decision, shall be treated as a technical violation.

### Stalling

SECTION 8. a. *It is the responsibility of contestants, officials and coaches to avoid the use of stalling tactics* or allowing the use thereof. Action is to be maintained throughout the match by the



contestants making an honest attempt to stay in the circle and wrestling aggressively whether on the top, bottom or neutral positions. This concept shall be demonstrated by those responsible *with strict enforcement by officials*. A stalling penalty is preceded by a warning, and there shall be only one warning per contestant per match.

When an official *recognizes* stalling occurring at any time and in any position, he will warn the offender and thereafter violations will be penalized when stalling recurs. *These provisions require the referee to penalize stalling without hesitation.*

When either wrestler fails to improve his position, the referee may begin an audible and visual hand count without indicating which wrestler the count is against. If there is no improvement by the end of five seconds, he may stop the match and either call a stalemate or warn or penalize either or both wrestlers for stalling. If either wrestler is repeatedly (two or more times) creating inactivity, it shall be considered stalling. The hand count is recommended in these situations to aid in communications. It need not, however, precede a stalling warning or penalty.

- b. *Holding legs—Repeatedly grasping or interlocking hands around a leg resulting in a stalemate situation, in any position, is to be considered stalling.* It is stalling when the wrestler in the advantage position on the mat grasps the defensive wrestler's leg or legs with both hands or arms unless such action is designed to break his adversary down for the purpose of securing a fall or to prevent an escape or reversal. *Repeatedly grasping and holding the leg or legs with both hands or arms merely to break the defensive wrestler down or to keep him under control is a violation under this rule.* When the defensive wrestler has gained his feet, the wrestler in the advantage position is allowed reaction time to begin his breakdown when he is holding a leg or legs with both hands or arms.
- c. *Neutral position—Each wrestler must make an honest attempt to work towards the center of the mat and maintain an attack to secure a takedown regardless of the time or score of the match. Contestants may maneuver outside the center circle and avoid the tie up if such action is taken to acquire a takedown. Repeated movement away from the opponent without attempting a takedown is defined as fleeing the opponent and is stalling. Withdrawing from the tie up is not stalling if such action is intended to improve position and is directed towards the opponent. A contestant who continuously*



*avoids contact without initiating an attack, plays the edge of the mat, secures a single leg and does not attempt to finish the move or uses upper body tie-ups to control and move his opponent without attempting a takedown is stalling. Repeated use of the head as a lever to acquire a defensive position while in the tie up is stalling.*

- d. ***Advantage position***—The contestant in the advantage position on the mat must wrestle aggressively and attempt to secure a fall. Whenever the offensive wrestler is content to hold his opponent on the mat and not work for a fall, he is stalling. Typical holds contributing to stalling include: cross body ride, scissors on the near leg, lacing both legs of the defensive wrestler, spiral and half nelson ride. Intentionally releasing an opponent is not considered stalling. The released wrestler is to be allowed reaction time before a takedown can be attempted. The responsibility to improve the position in the rear standing position lies with the offensive wrestler. Failure to attempt to take the opponent back to the mat should be treated as stalling. Repeatedly applying the legs while in the rear standing position is stalling.
- e. ***Defensive position***—Refusing to wrestle aggressively in the defensive position is stalling. The contestant in the defensive position must initiate action designed to escape or reverse his opponent. Failure to make these attempts is stalling and shall be penalized as a technical violation. Referee will give both visual and verbal warning without stopping the match. (See Infraction Penalty Table.)

**NOTE 1**—*When there is no action in the mat position, the responsibility for initiating action rests with both wrestlers.*

**NOTE 2**—*A stalemate or stalling should not be called on a defensive wrestler when, in reality, the offensive wrestler was responsible for the inactivity because he made no attempt to improve his position or turn his opponent. Examples are: double or single bar arms, double leg grape vine, inside turk figure four ride.*

- f. ***Delaying match***—Delaying the match such as straggling back from out of bounds, unnecessarily changing or adjusting equipment, is stalling and shall be penalized as stalling.



## **Interlocking Hands**

SECTION 9. The wrestler in the position of advantage may not interlock or overlap his hands, fingers or arms around his opponent's body or both legs unless his opponent has all of his weight supported entirely on his feet or he has him in a pinning situation. The mere touching of the defensive wrestler's hands to the mat is not considered a change in this position unless the hands are used as support parts, in which case, the offensive wrestler is allowed reaction time to release the lock. It is unethical for the defensive wrestler to touch his hands or one knee to the mat in order to release the offensive wrestler's lock and the referee shall not call a violation if the lock is held in such cases. (See Illustrations Nos. 62 and 64 through 67.)

*NOTE 1—The referee shall stop the match when it is obvious that the defensive wrestler will not complete an escape or reversal. If the defensive wrestler is successful with the escape or reversal, the match shall not be stopped to award points.*

*NOTE 2—Time advantage should be stopped at the time the referee signals that the offensive wrestler has an unfair advantage, such as locked hands or an illegal hold. The referee is to signal this by giving the locked hands or illegal hold signals as shown on Officials' Signals page.*

## **Figure Four Scissors**

SECTION 10. The figure four scissors is a technical violation when applied by the offensive wrestler around the body or around both legs of the defensive wrestler.

## **Leaving Mat Without Permission**

SECTION 11. It is a technical violation to leave the mat without first receiving permission to do so from the referee.

## **Going Off Wrestling Area**

SECTION 12. Voluntarily leaving the wrestling area or forcing an opponent out of the wrestling area at any time is a technical violation.

## **Toweling Off**

SECTION 13. A timeout for toweling off perspiration shall not be permitted during the match and is a technical violation.

## **Grasping Clothing**

SECTION 14. Grasping of clothing, mat, equipment or headgear by a



contestant is a technical violation, and any advantage gained thereby shall be nullified.

*NOTE 1—(Treat same as Notes under Section 9.)*

*NOTE 2—Points for unnecessary roughness, illegal holds and technical violations will be awarded in addition to points earned.*

### **False Starts and Starting Positions**

SECTION 15. Assuming incorrect starting position and making false starts are technical violations. The sequence of penalty will be:

- a. First violation—visual caution, signified by a C, formed by the forefinger and thumb.
- b. Second and subsequent violations—one penalty point for each occurrence.

### **Common Stalling Tactics**

SECTION 16. Although each one of these maneuvers is not necessarily a stalling tactic in itself and may be a significant maneuver, it is the repeated (two or more times) use of these techniques for nonaction that leads to stalling.

- a. Repeatedly blocking the opponent's attack without attempting counter attacks.
- b. Repeatedly dropping the head to the opponent's chest or shoulder without attempting to score.
- c. Repeated and prolonged underhooks or overhooks without demonstrated effort to use the hold for scoring.
- d. Repeatedly tying and pushing without demonstrated effort to use as part of a takedown (i.e., Russian, two on one).
- e. Assuming a static, wide, low stance without attacking.
- f. Repeated blocking off of the opponent by forcing a forearm and hand against his chest or neck.
- g. Repeated grabbing and holding of the opponent's hand(s), fingers or elbow(s).



- h. Defensive wrestler repeatedly going out of bounds to gain additional escape or reversal opportunity.
- i. Repeatedly countering leg attacks by reaching over the opponent's hips and locking hands between the legs, around the waist in the crotch area, thereby creating a stalemate.
- j. The wrestler repeatedly initiating takedown maneuvers only after blocking his opponent's takedown attempts.
- k. Repeatedly shooting and hanging onto a single leg, or shooting on a single leg and standing without attempting to complete the takedown.
- l. When the offensive wrestler is content to hold his opponent on the mat and does not work for a fall.
- m. Repeatedly using front head and arm without attempting to score.
- n. Defensive wrestler continually holding offensive wrestler's wrist or arm to avoid activity.
- o. Straggling back from out of bounds, or unnecessary changing or adjusting equipment.
- p. Repeatedly starting a fireman's carry without attempting to complete the move.
- q. Repeatedly securing a leg vine without attempting to turn the opponent.
- r. Repeatedly taking a static posture to counter the leg vine.



# **RULE 7**

## **Penalties and Warnings, Injuries And Defaults**

### **Penalties and Warnings**

#### **Infraction Penalty Table**

SECTION 1. The infractions of the rules are penalized in accordance with the penalties as listed on the Infraction Penalty Table.

#### **Indicating Infractions**

SECTION 2. When indicating an infraction, the referee shall stop the match, except when warning and penalizing either wrestler in the neutral or defensive position for stalling, give the hand signal to indicate the point(s), warning or caution (See Officials' Signals) and announce the penalty so the contestants, scorers, coaches and spectators are aware of the infraction.

*NOTE—Exception noted in 6-9, Note 1, page 44.*

#### **Coaching Injured Contestant**

SECTION 3. Any coaching to the injured contestant during injury timeout shall be penalized as unsportsmanlike conduct by the coach. Coaching of a wrestler who has been injured as a result of illegal action is permitted. During injury time out, both wrestlers shall remain on the mat. The referee shall position himself near the injured wrestler. The coach of the injured wrestler may approach his wrestler, but any verbal communication (other than that regarding the injury) shall be interpreted by the referee as coaching. The coach of the noninjured wrestler may coach his wrestler.



## Warnings and Sequence of Penalties

SECTION 4. The Penalty Chart indicates the sequence of warnings and penalties, which are cumulative throughout the match.

## Injuries and Defaults

### Timeout

SECTION 5. a. An injured contestant may be awarded up to a maximum timeout of two minutes which is cumulative throughout the match, including the overtime. There shall be no limit to the number of timeout periods which may be taken in any match, but the total timeout shall not exceed two minutes. If, at the expiration of the timeout, he is able to continue wrestling, the match shall be resumed as if the contestants had gone out of bounds. Only the referee may call such timeouts.

*NOTE—Timeout is not permitted to recover from fatigue or to regain one's composure. Such action is considered unsportsmanlike conduct.*

- b. Nosebleed or any other excessive bleeding shall be interpreted as an injury and shall be treated as an injury timeout without the recording of time. The number and length of timeout periods for such bleeding is left to the discretion of the referee.
- c. The coach has the prerogative to default (stop) a match in progress, or during a timeout or injury timeout, by orderly walking onto the edge of the wrestling area and bringing to the attention of the official his intentions. The contestant may stop the match by clearly and verbally stating to the official his intent to default. It is understood by the coach, contestant and the official that either of these procedures terminates the bout in progress.

### Unconscious or Serious Injury

SECTION 6. If a contestant is rendered unconscious, he shall not be permitted to continue after regaining consciousness without the approval of a physician. If the injured contestant is unable to continue wrestling, the match shall be awarded in accordance with Secs. 7 and 8 of this rule.

Similarly, a contestant who receives a serious injury to the head, neck or spinal column must have a physician's approval before he may continue to compete.



**Accidental Injury**

- SECTION 7. a. If a contestant is accidentally injured and is unable to continue the match, his opponent shall be awarded the match by default.
- b. Any time a hold is executed legally and criteria for near fall are met and a contestant is injured, action will stop and near fall points will be awarded.
- c. When a pinning combination is legally executed but the contestant is injured before near-fall criteria are met and a near-fall is imminent, action will be stopped and a two-point near fall shall be awarded.

**Injury from Illegal Action**

SECTION 8. If a contestant is injured by any illegal hold or unnecessary roughness to the extent that he is unable to continue, he then is allowed a maximum of two minutes of recovery time to be ready to wrestle. This time does not count against his cumulative two-minute injury time. If at the end of two minutes of recovery time he is not able to continue, then the match is awarded to the injured contestant and scored as a default. However, if he recovers and wrestling resumes, he then cannot be awarded the match by default for this illegal action. In the case of an intentional attempt to injure an opponent, the offender is guilty of flagrant misconduct (6-2) and shall be disqualified.

**Attendants During Timeout**

SECTION 9. No more than two attendants and a physician shall be permitted on the mat with the wrestler during timeout.



# **RULE 8**

## **Officials**

### **Referee**

The Wrestling Committee recommends that all collegiate officials utilized for dual meet and tournament competition be current members of the National Wrestling Officials Association and view the NCAA rules interpretation videotape.

#### **Attire**

SECTION 1. Referee's attire for all dual meets and tournaments:

- a. Black and white referee's short sleeve knit shirt.
- b. Black full length trousers.
- c. Socks and black gym shoes.
- d. Black belt.
- e. Referee shall be neatly attired.

Other accessories—silver coin or colored disc and whistle.

#### **Responsibility**

SECTION 2. On matters of judgment, the referee shall have full control of the meet and his decisions shall be final; however, a referee may immediately change a call if he feels his call was in error. On matters of a technical nature, the current NCAA rules shall be the final authority.

#### **Duties**

SECTION 3. a. Before the contestants come to the mat, the referee shall:

- (1) Inspect contestants for grooming, presence of oils or greasy substances, rosin, objectionable pads, improper clothing, finger



rings, long fingernails, and advise against the chewing of gum during the match as a health hazard.

- (2) Inspect mat for official markings. (See Rule 1.)
  - (3) Clarify the rules with coaches and contestants.
  - (4) Advise contestants to report to their designated areas (red and green) on the circle at the center of the mat opposite each other and ready to wrestle.
- b. Before a dual meet starts, the referee will call the team captains to the center of the mat for the toss of the coin to determine the choice of position at the start of the second period. (4-5a.)
  - c. The referee will use the Wrestling Officials' Signals (WR-75).
  - d. The referee shall notify the timekeepers as follows:
    - (1) When the match is started or stopped for any reason.
    - (2) When time advantage begins or ends for a contestant.
    - (3) Whenever timeout is involved in any situation occurring in the match.
  - e. ***The referee will signal and verbally notify the scorer and contestants when warnings or points are awarded*** to either contestant. The referee is to be sure to let the wrestlers know when near fall points have been earned.
  - f. ***The referee shall be firm in enforcing the letter and spirit of the rules and penalize consistently any repeated infractions. He must enforce vigorously and promptly the penalties for the infractions as provided in Rules 6 and 7. On each warning and penalty, except the warning and penalty for neutral or defensive stalling, the referee shall stop the match and announce the penalty in the prescribed manner so that the contestants, scorers, coaches and spectators are aware of it. (See Signals for Referees.)***
  - g. The referee shall caution the user of a potentially dangerous or illegal hold in order to prevent possible injury. Such holds should be stopped by the referee, if possible, before reaching the dangerous stage.



- h. The referee shall not verbally instruct the wrestlers to correct their stalling tactics. He shall only warn and penalize them.
- i. **The referee shall position himself near the injured wrestler during injury timeout. He is to watch for coaching of the injured wrestler, which is unsportsmanlike conduct. (See Rule 7-8.)**
- j. The referee should not place his hands under the shoulders of a contestant unless absolutely necessary to determine a fall.
- k. The referee should meet promptly, in a spirit of good sportsmanship, any situation developing unexpectedly.
- l. If, at the end of a match, there is a doubt as to the winner, the referee shall order the contestants to stay at their designated areas while he checks the time advantage and the scorer's records to decide the winner. The time advantage, if any, shall be recorded on the scoreboard, and the referee shall declare the winner. In dual meets, if the match is a draw, the referee will raise the hands of both wrestlers. (See 4-4.) (See Referees' Signals.)
- m. The referee shall sign official score sheet or score book certifying final results.
- n. The referee is responsible for the seating arrangement at the officials table in accordance with one of the diagrams below:

## Other Officials

### Match Timekeeper

SECTION 4. The match timekeeper is responsible for:

- a. Assistant timekeepers and scorers, and should be constantly checking their activities at all times.
- b. Keeping the overall time of the match.
- c. **Keeping and recording accumulated timeouts for injury and recovery timeout. The time remaining shall be called out at intervals of one minute, 45 seconds, 30 seconds and counted down from 15 seconds to zero.**



**WHEN INDIVIDUAL CLOCKS OR STOP WATCHES ARE USED**

Home Team Assistant Timekeeper	Visiting Team Assistant Timekeeper	Match Timekeeper	Visiting Team Scorer	Home Team Scorer
--------------------------------------	--	---------------------	-------------------------	---------------------

**WHEN MULTIPLE TIMER IS USED**

Timekeeper	Visiting Scorer	Announcer or Home Scorer
------------	-----------------	--------------------------

- d. Notifying the referee after a significant situation has passed, or the match is stopped, or a disagreement by the official scorers or timekeepers, or when requested by the coach to discuss a possible error.
- e. Assisting, when requested by the referee, in determining whether a situation occurred before or after the termination of a period.
- f. Calling the minutes to the referee, contestants and spectators in each match. The last minute of each period shall be reported at 15-second intervals. (45, 30, 15 seconds.)

*NOTE—The home institution shall provide each timekeeper with an accumulative time clock for recording the time during the match. The match timekeeper shall be provided with two extra accumulative time clocks for recording time out in case of injury to the contestants. The match timekeeper also shall be provided with a gong, horn or bell. A multiple timer may be used in place of time clocks.*

- g. Informing contestants and coaches, when requested, of time advantage accumulated if visual clock is not available.

**Assistant Timekeepers**

SECTION 5. The assistant timekeepers are responsible for:

- a. Recording the accumulative time advantage of the contestants to whom they have been assigned (usually opponents) when indicated by the referee.



- b. Constantly checking each other's time-advantage recording.
- c. Constantly checking the match timekeeper's time recording.
- d. Showing the referee the actual recording of the time advantage each contestant has accumulated at the end of the match.
- e. Stopping time advantage when the referee signals illegal interlocking of hands or illegal holds and grasping clothing.

## Scorers

SECTION 6. The scorers are responsible for:

- a. Recording which contestant has the down position at the start of the second and third periods.
- b. Recording points scored by both contestants when signaled by the referee.
- c. Constantly checking each other's scoring.
- d. Immediately advising the match timekeeper when they are in disagreement regarding the score.
- e. Keeping the scoreboard operator continually advised of the official score during each match.
- f. Showing the referee the score card at the end of each match.
- g. Recording the time-advantage point, if earned, in the final match score.
- h. Before overtime, record net accumulative riding time advantage earned during the regular match.
- i. Record the time advantage at the end of each period.
- j. Inform the referee when a technical fall occurs.



# INFRACTION PENALTY TABLE†

Infraction	Rule, Section	Warnings, Cautions	First Penalty	Second Penalty	Third Penalty	Fourth Penalty
Unnecessary roughness <sup>1</sup>	6-3	No	1 match pt.	1 match pt.	2 match pts.	Disqualify
Illegal holds <sup>1</sup>	6-5	No	1 match pt.	1 match pt.	2 match pts.	Disqualify
Technical violations, <sup>1,2</sup>	6-7--6-15	See Note 2 and Summary	1 match pt.	1 match pt.	2 match pts.	Disqualify
False starts and illegal starting positions	6-15	Yes	1 match pt.	1 match pt.	1 match pt.	1 match pt.
Abusive and/or unsportsmanlike conduct <sup>3</sup>	6-1	No	Deduct 1 team pt.	Deduct 1 team pt.; remove from premises <sup>4</sup>		
Flagrant misconduct	6-2	No	Disqualify; deduct 1 team pt.; remove from premises			
Coach intentionally delaying match or questioning referee's judgment <sup>5</sup>	4-9-d	Yes	Deduct 1 team pt.	Deduct 1 team pt.; remove from premises	Deduct 1 team pt.; remove from premises	Deduct 1 team pt.; remove from premises
Foreign substances on skin or illegal costume or equipment	6-4 Also Rule 1	No	Disqualify if not removed or corrected within contestant's remaining injury time <sup>6</sup>			
Control of mat area <sup>6</sup>	4-8-c 4-13-g	Yes	Deduct 1 team pt.	Deduct 1 team pt.; remove from premises	Deduct 1 team pt.; remove from premises	Deduct 1 team pt.; remove from premises



†Note A—Any combination of four penalties, excluding false starts and assuming incorrect starting position, accumulated during a regular match or during an overtime match will result in disqualification.

Note B—Disqualification due to technical violation, illegal holds, or unnecessary roughness does not eliminate a contestant from further tournament competition. Disqualification for flagrant misconduct eliminates that contestant from further competition in that tournament, and he forfeits all points and placement earned in the tournament.

<sup>1</sup>Points for unnecessary roughness, technical violations and illegal holds will be awarded in addition to points earned by the offended wrestler.

<sup>2</sup>Stalling (including delay of match) is a technical violation with penalties awarded for such action being preceded by a visual warning.

<sup>3</sup>The penalties are accumulative throughout a dual meet or a tournament session for coaches, trainers, managers, and physicians. They are accumulative for a contestant for a match or dual meet. These penalties are accumulative per institution.

<sup>4</sup>Removal is for the duration of the dual meet or tournament session in which it occurred.

<sup>5</sup>A warning precedes the first penalty. The warning and penalties are accumulative for each institution throughout: each dual meet, each day of a quadrangular or triangular meet, or for each session of a tournament.

<sup>6</sup>Referee may declare an official's timeout to correct equipment or uniform that becomes illegal or inoperative during use.

---

## SUMMARY OF TECHNICAL VIOLATIONS

Misconduct (6-7)

Stalling (6-8-a.)—First, warn

Holding legs (6-8-b)

Delaying match (6-8-f)—(treat under stalling)

Interlocking hands (6-9)

Leaving mat without permission (6-11)

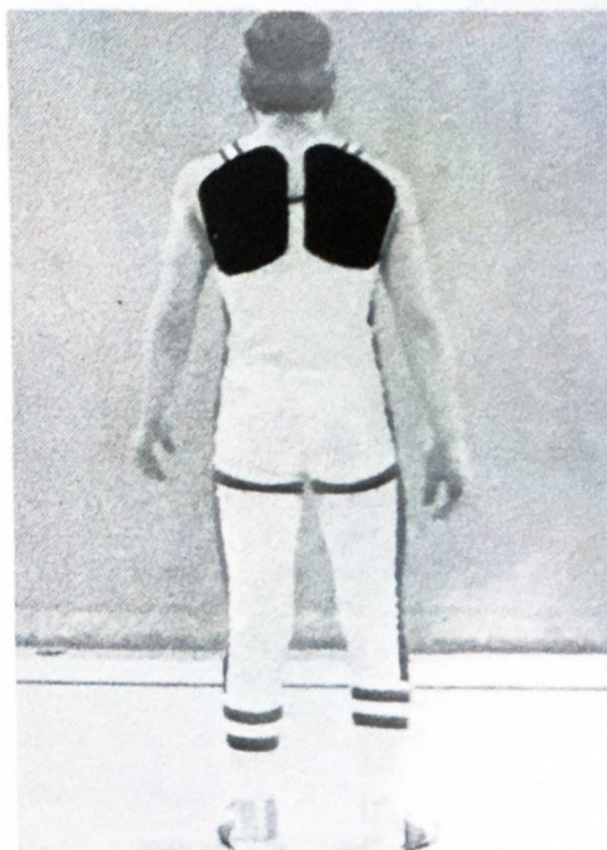

Going off wrestling area (6-12)

Grasping clothing, etc. (6-14)

Figure four scissors (6-10)

Toweling off (6-13)






Nos. 1 and 2—FRONT AND REAR VIEW OF OFFICIAL UNIFORM. This shows front (with 4" inseam and lettering) and rear view of official shirt. Any shirt with more exposure is illegal. The rear view also shows a wrestler's pinning area.



No. 3—TOUCH START (Sight Handicapped)  
Each contestant shall have fingers of one hand over and the fingers of the other hand under his opponent's fingers. Fingers shall not extend beyond the knuckles.





#### No. 4—NEUTRAL STARTING POSITION

*Illustration demonstrates correct starting position for neutral wrestling. Wrestlers should place lead foot or both feet on their respective, designated area.*



#### Nos. 5 and 6—STARTING POSITION

*As required in Rule 2, Sec. 15a and b. (Note starting lines, Rule 1, Sec. 6.)*





No. 7—OPTIONAL OFFENSIVE  
STARTING POSITION (Rule 2-15-b-2)




No. 8—ILLEGAL OPTIONAL OFFENSIVE STARTING POSITION.  
*Wrestler cannot straddle opponent's body. (Rule 2-15-b-2).*



No. 9—CONTROL  
*Illustration demonstrates control following allowance for reaction time.*



No. 10—CONTROL  
*Illustration demonstrates control following allowance for reaction time.*



No. 11—CONTROL  
*Illustration demonstrates possible control by controlling the top leg.*






### No. 12—ILLEGAL HAMMERLOCK (ABOVE RIGHT ANGLE)

*The hammerlock is a legal hold, provided the arm is not bent above the right angle (i.e., provided that the arm is not carried above the small of the back); and provided, further, that the hand is not forced out away from the body, making it a twisting hammerlock. In this illustration the arm is carried distinctly above the right angle and is illegal.*

→  
**No. 13—ILLEGAL DOUBLE WRISTLOCK ON THE MAT.** *This shows double wristlock turned into a typical twisting hammerlock that will injure opponent's shoulder if the arm is forced upward, unless opponent turns with the pressure, which often he is unable to do promptly enough to prevent injury to the shoulder.*

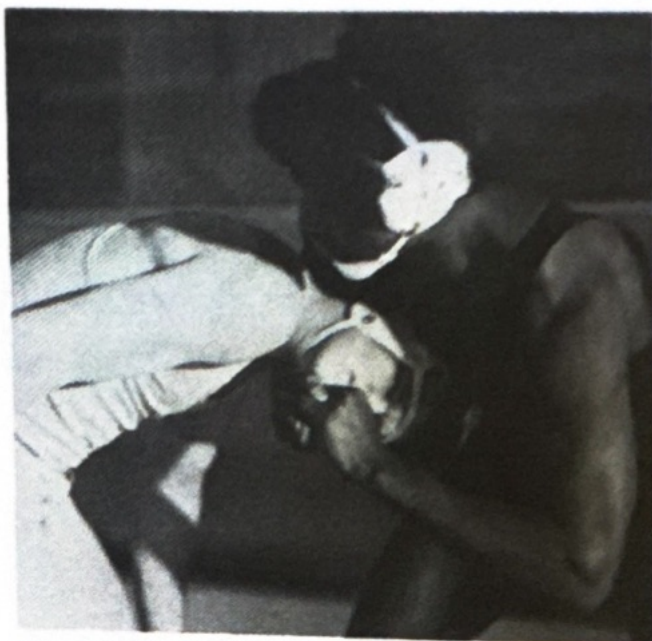


←  
**No. 14—LEGAL DOUBLE WRISTLOCK ON THE MAT.** *The double wristlock on the mat is legal if the direction of the force is perpendicular to the long axis of the body.*





**No. 15—LEGAL FRONT HEAD LOCK**  
*Illustration shows arm along side of face with arm included.*



**No. 16—ILLEGAL FRONT HEAD LOCK**  
*Illustration shows front head lock without arm included.*



**No. 17—ILLEGAL HEAD SCISSORS**  
*This straight scissors on the head is illegal.*

**No. 18—LEGAL HEAD SCISSORS (FIGURE 4 HEAD SCISSORS).** →  
*The figure 4 head scissors is considered legal when taken as shown, with the hold on either side of the face.*







**No. 19—LEGAL FIGURE 4 HEAD SCISSORS**

*The eyes, nose and mouth are not covered.*



**No. 20—ILLEGAL FIGURE 4 HEAD SCISSORS**

*The leg covers eyes, nose or mouth and is illegal.*



**No. 21—FIGURE FOUR SCISSORS** *This hold around the body or both legs is a technical violation.*




**No. 22—OVER-SCISSORS (AN ILLEGAL HOLD)** *The over-scissors is barred entirely under these rules because it is only a punishing hold and is of no value unless defensive combatant who uses it is allowed to force the hold, which thereby endangers the ankle and knee of his opponent.*



**No. 23—STRAIGHT BODY SCISSORS—A LEGAL HOLD**





#### Nos. 24 and 25—ILLEGAL TWISTING KNEE LOCK

*This shows a twisting knee lock. It is an illegal hold (Rule 5, Section 6). The referee should anticipate the danger of injury from this hold and be in a position to block it before it reaches the danger point. (See Rule 6, Sec. 6.)*



#### No. 26—TWISTING KNEE LOCK

*Twisting knee lock pressure against the normal movement of the knee joint as illustrated constitutes an illegal hold.*

#### No. 27—LEGAL LEG TRAP

*This is legal if heel goes to buttocks and not to side of hip. If top man does not improve his position after five seconds, he can be called for stalling.*









Nos. 28 and 29—ILLEGAL TWISTING KNEE LOCK

*Both illustrations show illegal twisting knee lock. The pressure is against the normal movement of the knee joint.*



No. 30—LEGAL TAKEDOWN

*A takedown is to be awarded in this situation. The supporting points of the man securing the takedown are his knees and they are in bounds. If his knees had touched out of bounds, they would be out of bounds.*



**No. 31—NO TAKEDOWN**

*The knees of the man attempting to secure the takedown have broken the plane of the wrestling area; therefore, they are out of bounds.*

**No. 32—NO NEAR-FALL**

*The shoulder and scapula of the defensive wrestler have broken the plane of the mat area. No near-fall or fall can be awarded in this position.*

**No. 33—IN BOUNDS**

*The shoulders or scapula of the defensive man are in bounds and a fall can occur.*





→  
No. 34—LEGAL FOOT (IN-STEP) HOLD

*The defensive wrestler may grasp the instep, heel or ankle in his effort to escape, providing the pressure is not such as to endanger the ankle, knee or hip joint.*



←  
No. 35—TOE HOLD.  
*This is a potentially dangerous hold.*



Nos. 36 and 37—LEGAL (left) and ILLEGAL (right) DOUBLE ARM BAR  
*Locking hands behind the back in a double arm bar from neutral position. Note that the double arm bar is legal when hands are locked at side (under armpit).*






**No. 38—ILLEGAL HEAD LOCK**  
*Locking the arm around the head.*



**No. 39—LEGAL HEAD LOCK**  
*Opponent's arm is included in the lock.*



**No. 40—A LEGAL HOLD**  
*Pulling the head over the shoulder with hands locked or overlapped.*



**No. 41—THREE-QUARTER NELSON**  
**A LEGAL HOLD**





**No. 42—ILLEGAL HAND POSITION**  
*This shows an illegal position of hand and wrist on the throat. Also, a form of stalling.*



**No. 43—ILLEGAL FULL NELSON**  
*The top man may not apply the full nelson.*




**Nos. 44 and 45—NEAR-FALL**

*In illustration above (left) a near-fall can be scored if criteria are met. Illustration on right shows defensive man on elbows. Near-fall shall be awarded.*

**No. 46—NEAR-FALL**

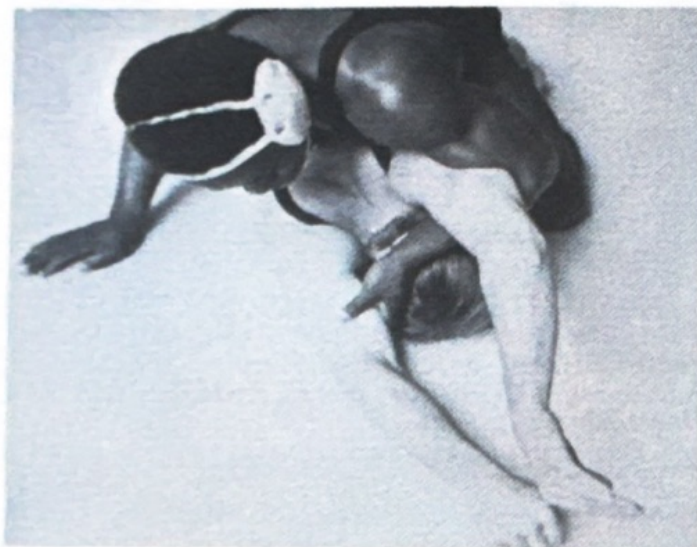
*In illustration, defensive wrestler is bridging. The offensive wrestler has firm control near the crotch and is able to put weight down to break the bridge. A near-fall shall be awarded if criteria are met.*





**No. 47—NEAR-FALL**

*Illustration shows defensive wrestler bridging back to break body scissors and cross body ride. In neither case should the near-fall be awarded when he is in a bridge unless he cannot turn out of the bridge when the offensive wrestler starts to assume control of the pinning situation. In cases where the defensive wrestler initiates a bridge to free himself from the use of legs he should be given time to get out of the bridge.*

**Nos. 48 and 49—ILLEGAL OVERHEAD DOUBLE ARM BAR.**

*This hold is illegal when used as shown above either with or without the scissors and applied with either one or both arms.*

**No. 50—LEGAL GUILLOTINE**

*Arm is locked around opponent's head or neck.*

**No. 51—POTENTIALLY DANGEROUS GUILLOTINE**

*When applying the guillotine, forcing the arm beyond normal range of movement parallel to the long axis of the body is to be interpreted as potentially dangerous.*






**No. 52—LEGAL CHICKEN WING**  
*No evidence of illegal pressure or twisting hammerlock.*



**No. 53—ILLEGAL CHICKEN WING**  
*Pressure (force) parallel to the long axis, regardless of whether defensive wrestler's hand is in front or back, makes this an illegal hold.*



**No. 54—POTENTIALLY DANGEROUS CHICKEN WING**  
*While pressure (force) is neither parallel nor perpendicular to defensive wrestler's long axis, possible twisting hammerlock causes hold to become potentially dangerous.*



**No. 55—LEGAL CHICKEN WING**  
*This illustrates a legal chicken wing showing the hand held in front of the body.*





No. 56—POTENTIALLY DANGEROUS BAR HALF. *The defensive wrestler is unable to roll in the direction of the pressure.*



Nos. 57 and 58—ILLEGAL (left) and LEGAL (right) FACE HOLD



No. 59—LEGAL HEAD PRY  
*The top man can use this pry as long as he includes the arm or shoulder.*






**No. 60—LEGAL BLOCKING ON FACE (ON CHIN).** *Blocking on chin or forehead is legal.*


**No. 61—ILLEGAL BLOCKING ON FACE (ON FACE PROPER).** *This form of blocking is illegal because it is over mouth, nose and eyes, in contrast to position in No. 60.*



**No. 62—INTERLOCKING OF HANDS AROUND THE BODY.** *A technical violation. Offensive wrestler is not allowed to lock (overlap) hands, fingers, wrists or arms around body while defensive wrestler is supported by parts other than his feet.*



**No. 63—A LEGAL CROSS FACE** *It is an effective and legal block for the double leg pick-up.*








**No. 64—INTERLOCKING OF HANDS AROUND LEGS.** *This is a technical violation when done by the offensive wrestler.*


**No. 65—LEGAL USE OF THE HANDS IN WAISTLOCK.** *This shows the legal use of the hands of the top man. The defensive contestant's supporting parts, except feet, are clearly off the mat.*



**No. 66—INTERLOCKING HANDS**


*It is unethical for the defensive wrestler to touch his hands or one knee to the mat in order to release the offensive wrestler's lock and the referee shall not call a violation if the lock is held in such cases.*

*This would be an illegal lock if the defensive wrestler had started on the mat and had not gained his feet yet.*



**No. 67—LEGAL USE OF HANDS IN BODYLOCK**

*This complete bodylock is legal because defensive wrestler is in a standing position. This hold would be a technical violation if defensive wrestler had one or both knees on the mat.*







**No. 68—INDICATING THE WINNER**  
*The referee indicates the winner of a match by raising his hand.*



**No. 69—INDICATING A TIE MATCH**  
*When a match ends in a tie, a draw is indicated by raising a hand of each wrestler.*





# OFFICIAL WRESTLING SIGNALS HIGH SCHOOL AND COLLEGE



 <p>Unsportsmanlike Conduct and Flagrant Misconduct</p>	 <p>Stopping the Match</p>	 <p>Technical Violation and Misconduct</p>	
 <p>Out-of-Bounds</p>	 <p>Indicating No Control</p>	 <p>Awarding Points</p>	
 <p>Reversal</p>	 <p>Interlocking Hands or Grasping Clothing</p>	 <p>Near-Fall</p>	 <p>Caution for False Start</p>
 <p>Stalling</p>	 <p>Illegal Hold</p>	 <p>Indicating Wrestler in Control</p>	
 <p>Stalemate</p>	 <p>Time Out</p>	 <p>Neutral Position</p>	 <p>Potentially Dangerous Hold</p>







# **Part II: INTERPRETATIONS**



# RULE 1

## A Match, Wrestler, Uniforms & Equipment

### **Enforcement**

SECTION 13. a. SITUATION 1: Team A is videotaping its bout during a tournament. During the 126-pound match Team B's wrestler is awarded a takedown at the end of the first period. Team A's coach feels that time had expired before the takedown was awarded and asks the referee to check the videotape. **QUESTION:** Can videotapes be used to make corrections in match scores, riding time or judgment calls? **RULING:** No. Some teams would have an advantage since all teams do not take videotapes of their matches.



# RULE 2

## Definitions

### Escape

SECTION 4. SITUATION 1: Wrestler B is on the bottom and applies an overhook on Wrestler A. Wrestler B faces Wrestler A and comes to his feet with the overhook still in. **QUESTION:** When should an escape be awarded? **RULING:** Once Wrestler A's hand passes the midline of Wrestler B's back, the referee should award the escape.

SITUATION 2: Wrestler A is riding Wrestler B. Wrestler A moves in front of Wrestler B and applies a front head and arm pinch or a head and underhook tie up. **QUESTION:** When should an escape be awarded? **RULING:** An escape only should be awarded when Wrestler B totally breaks away from Wrestler A. In this situation Wrestler A still maintains control and is using this position as a possible pinning situation.

SITUATION 3: Wrestler B stands up, gets hand control and begins to run away from Wrestler A. Both wrestlers go off the mat. When the referee called the wrestlers out Wrestler B was away from Wrestler A but was not facing him. **QUESTION:** Since no control was evident when both wrestlers went off the mat, should an escape be awarded? **RULING:** In order for an escape to be awarded, Wrestler B must be facing Wrestler A before the whistle.

SITUATION 4: Wrestler B does a quick sit out and turns in. Wrestler B is facing Wrestler A. Wrestler A immediately spins behind Wrestler B for control. **QUESTION:** Was this situation an escape for Wrestler B and a takedown for Wrestler A? **RULING:** The referee should be aware and consistent with reaction time. Wrestler B should be allowed reaction time to counter Wrestler A's moves. This is a subjective call on the part of the referee. The referee must use his judgment regarding reaction time and the situation. Although control was lost for an instant, the referee must decide if Wrestler B had the time to appropriately react.



SITUATION 5: Wrestler A assumes an optional offensive start. On the whistle, Wrestler A pushes Wrestler B away, backs up a few feet and jumps back onto Wrestler B. **QUESTION:** When should an escape be awarded? **RULING:** An escape only is awarded when Wrestler B faces Wrestler A after totally breaking contact and allowing proper reaction time.

SITUATION 6: Wrestler B hits a switch just before coming on top for a reversal and both wrestlers go out of bounds. It was imminent that Wrestler A would have been reversed and that he would have lost control of Wrestler B. **QUESTION:** Should a reversal, escape or nothing be awarded? **RULING:** Because control was lost and no reversal or escape occurred before going out of bounds, the referee should award an escape.

SITUATION 7: Wrestler B comes out from under Wrestler A and immediately drops in for a double leg and lifts his opponent off the mat with control as the period ends. **QUESTION:** Does Wrestler B get credit for a takedown? **RULING:** No. Only one point for the escape should be awarded since Wrestler B did not take Wrestler A to the mat.

## Fall

SECTION 5. SITUATION 1: Wrestler A is pinning Wrestler B. Both wrestlers are in bounds except for Wrestler B's head and shoulders. **QUESTION:** Can Wrestler B get pinned in this situation? **RULING:** Yes. If any part of Wrestler B's scapulas (both) are touching the mat in bounds for one second he can be pinned even though Wrestler B's head and shoulders are out of bounds.

SITUATION 2: Wrestler A has his opponent in a pinning situation. The referee calls a fall by blowing his whistle and slapping the mat. The referee first blew his whistle then began to move his hand down to slap the mat; however, before his hand hits the mat the buzzer sounds to end the period. The main timekeeper was watching the referee's hand because the whistle could not be heard over the crowd noise. The referee could not hear the buzzer to end the period because of crowd noise. **QUESTIONS:** Was there a fall or did the period end? Should the fall be called by the whistle or by the slap of the hand? **RULING:** Rule 2-5d states that a fall shall be indicated by the referee striking the mat with the palm of his hand.

## Out of Bounds

SECTION 9. SITUATION 1: Wrestler A has Wrestler B in a single leg and both wrestlers are standing. Wrestler A steps out of bounds with both feet;



however, one of Wrestler B's legs still is in bounds. **QUESTION:** Are the wrestlers out of bounds? **RULING:** The wrestlers still are in bounds since the supporting parts of one wrestler still are inside the boundary line.

## Reversal

SECTION 13. SITUATION 1: As Wrestler A stands up he does a standing switch and subsequently grabs Wrestler B's leg up and off the mat in a single leg position. **QUESTION:** What is the referee's call? **RULING:** At this point no change is made. Wrestler B receives riding time and no points are awarded. Wrestler A can release Wrestler B's leg and receive one point for an escape or he may retain the single leg and attempt to earn two points for a reversal by putting Wrestler B on the mat. The NCAA Wrestling Committee feels that a single leg position is not enough control to justify a reversal. An escape cannot be awarded because Wrestler A could put Wrestler B to the mat for two more points for a total of a three-point move. If the period ends or both wrestlers go out of bounds while Wrestler A has Wrestler B's leg up the referee should award a one-point escape because Wrestler B lost control. **QUESTION:** When is control lost by Wrestler B? **RULING:** The NCAA Wrestling Committee feels that control is lost by Wrestler B when he turns his back to Wrestler A in an attempt to escape from the single leg position. At this point the referee should award a two-point reversal even though Wrestler B, after turning away, comes back into Wrestler A to fight the single leg.



# RULE 4

## Conduct of Matches and Tournaments

### Correction of Error

SECTION 9. a. SITUATION 1: Coach A stops the match to question the referee. The referee rules there was no misapplication of the rule questioned and warns Coach A for delay of the match before resuming the match. Coach A's assistant stops the match later to question the referee. The referee rules there was no misapplication of the rule questioned and deducts one team point for delay of the match. Coach A's manager stops the match later to question the referee. The referee rules there was no misapplication of the rule questioned. **QUESTION:** Does the referee remove Coach A, his assistant or his manager from the premises? **RULING:** The person that questions the referee's judgment the third or subsequent times should be removed from the premises and one team point should be deducted.

## Tournaments

### Administration

SECTION 11. b. SITUATION 1: Wrestler A fails to report to the specified mat within five minutes after being called by the tournament announcer. **QUESTION:** How is the original time reference established? **RULING:** A tournament official will direct the announcer to start the first bout of each round and the announcer then will call the wrestlers to the first available mat. If the wrestlers do not report to the designated mat upon being called by the announcer, the head timer will start the five-minute count.



# RULE 6

## Infractions

### Flagrant Misconduct

SECTION 2. a. SITUATION 1: The referee raises the hand of Wrestler A at the end of the match. Wrestler A subsequently punches Wrestler B and the referee calls flagrant misconduct. **QUESTION:** What is the penalty and what affect does it have on the match? **RULING:** Wrestler B is declared the winner. Wrestler A is disqualified and removed from the premises. A contestant so disqualified in tournament competition is not entitled to placement points or individual tournament awards and will not be credited with advancement and fall points earned before he was disqualified. His team also shall be penalized one team point.

### Holds

### Illegal

SECTION 5. SITUATION 1: Wrestler A is winning by the score of 5-3. Wrestler A is in a takedown situation with Wrestler B. Wrestler A lifts Wrestler B up and slams him to the mat very forcefully after the buzzer goes off to end the match and the referee calls the slam. After a two-minute injury timeout the doctor and/or trainer states that Wrestler B cannot continue to wrestle. **QUESTION:** Does Wrestler A win the match 5-4 because the match ended before Wrestler B was slammed or does Wrestler B win due to the slam and not being able to continue? **RULING:** According to Rule 4-4, the contestants will shake hands and the referee will declare the winner in accordance with Officials' Signals. The match is not ended until the referee declares the outcome of the match and both contestants have left the mat. Therefore, Wrestler B will win the match due to the illegal slam.

### Misconduct

SECTION 7. SITUATION 1: Wrestler A finished his match with a one-point victory and shook hands with his opponent. On the way to the bench he



throws his headgear. **QUESTION:** Should Wrestler A be called for misconduct or unsportsmanlike conduct? **RULING:** If the situation occurs before both contestants have left the mat misconduct should be called. This is a technical violation and would result in a match point being awarded to Wrestler B. If the situation occurred after both contestants had left the mat it would be treated as unsportsmanlike conduct. In that case the penalty would be to deduct one team point.

## Stalling

SECTION 8. c. **RULING:** The basic intent of Rule 6-8c is to assure that both wrestlers are making an honest attempt to wrestle in the 10-foot circle. At the same time, the rule is not intended to punish a wrestler for moving out of the circle to set up his opponent and to get out of a tie up. The repeated movement away from the opponent without attempting a takedown is defined as fleeing the opponent and is stalling. Therefore, if a wrestler repeatedly backs out of the circle with no obvious reason other than to avoid contact, he is stalling. Backing out of the circle to avoid an underhook or body lock is not stalling as long as the defensive counter is followed with an offensive attack. Circling out of the 10-foot circle is not stalling as long as movement is followed by an offensive attack.

## Interlocking Hands

SECTION 9. SITUATION 1: Wrestler A is being reversed by Wrestler B. During the reversal Wrestler A locks his hands. The referee signals locked hands and allows the match to continue. Wrestler B continues with the reversal but Wrestler A immediately comes back with another reversal and subsequently pins Wrestler B. **QUESTIONS:** Should the match have been stopped after Wrestler B reversed Wrestler A's fall? Does Wrestler A's fall stand since there was an illegal hold involved before the fall? **RULING:** The fall stands. Rule 6-9 Note 1 states that if the defensive wrestler is successful with the escape or reversal, the match shall not be stopped to award points.

SITUATION: 2: Wrestler A is injured by a technical violation (i.e. locked hands or figure four on the body) and cannot continue the match. **QUESTION:** Does Wrestler A win the match because of the illegal action of Wrestler B? **RULING:** No. If Wrestler A cannot continue he will default the match to Wrestler B. Technical violations are separate from illegal holds. Illegal holds generally affect the "life or limb" of an opponent, whereas a technical violation, in most situations, does not affect the "life



or limb" of an opponent. If a technical violation is executed so violently that it affects the "life or limb" of an opponent, the referee then can call a flagrant misconduct or an unsportsmanlike conduct violation for the move instead of a technical violation.

**SITUATION 3:** Wrestler A is on the bottom, stands up and turns into Wrestler B, who is on his knees. Wrestler B locks his hands around both legs of Wrestler A in a double leg situation with no loss of control. Wrestler B then lifts Wrestler A up, brings him to the mat, unlocks his hands and moves up. **QUESTION:** According to Rule 6-9, the wrestler in the position of advantage may not interlock or overlap his hands, fingers or arms around his opponent's body unless his opponent has all of his weight supported entirely on his feet or he has him in a pinning situation. What is the correct call in this situation? **RULING:** The wrestler in the advantage position could lock hands once the bottom wrestler's weight is supported entirely on his feet. Once the wrestler brings his opponent to the mat, he then has reaction time to break his grip.

**SITUATION 4:** The offensive wrestler applies a bear hug on the defensive wrestler, who is facing him in a sitting position. After the bear hug is applied, the offensive wrestler attempts to pin his opponent. **QUESTION:** Is this considered a technical violation for locked hands? **RULING:** Locking hands around the body by the offensive wrestler while in a control position on the mat is illegal. In a control position a wrestler cannot lock his hands around his opponent and then take him to a pinning situation. Once near-fall criteria have been met, it is permissible to lock hands.

### Figure Four Scissors

**SECTION 10. QUESTION:** When does a leg scissors turn into a figure four around the body or both legs? **RULING:** When the foot is placed directly behind the knee (where the knee bends). The foot at the calf or lower is not a figure four.



# RULE 7

## Penalties and Warnings, Injuries And Defaults

### **Coaching Injured Contestant**

SECTION 3. **QUESTION:** Can wrestlers who were hurt because of illegal action be coached? **RULING:** Yes. A wrestler who was injured because of an illegal action can be coached. Rule 7-8 states that two-minutes rest and injury because of an illegal hold does not count against an injured wrestler's injury time.

### **Accidental Injury**

SECTION 7. c. SITUATION 1: Wrestler A applies a double leg takedown to Wrestler B. In the act of being taken down Wrestler B hurts his knee, falls to his back and calls time. **QUESTION:** Is there a two-point takedown and a two-point near fall? **RULING:** The takedown is awarded but back points are not. The back points were not awarded because there was no pinning combination and the near fall was not imminent.

SITUATION 2: Wrestler A throws a standing head lock on Wrestler B and takes him directly to his back. On the way to his back Wrestler B is injured and calls time. **QUESTION:** Should a two-point takedown and a two-point near fall be awarded? **RULING:** Yes. The takedown and near fall should be awarded.



# Index to Rules

	Rule	Sec.	Page
Abusive conduct	6	1	38
Accidental injury	7	7	49
Appearance	1	11	13
Attendants during timeout	7	9	49
Captains	1	3	11
Coaching injured contestant	7	3	47
Codes of Ethics	-	-	8
Consolation matches	4	7	26
Contact Lens	6	4	39
Control of mat area	4	8	26
Correction of error	4	9	27
Decisions	2	1	15
Default	2,	2,	15,
	7	5	48
Delay of match (intentional)	6	8	41
Disqualification	2	3	15
Draw	2	1	15
End of match	4	4	24
Equipment (legality)	1	12	14
Errors (correction)	4	9	27
Escape	2	4	15
Fall	2	5	15
False start	6	15	45
Flagrant misconduct	6	2	38
Figure four	6	10	44
Fingers, pulling	6	5	39
Foreign substances	6	4	39
Forfeit	2	7	16
Grasping clothing	6	14	44
Ground rules	4	1	23
Hair (legality)	1	11	13
High school differences	-	-	6
Illegal holds	6	5	39
Illegal injuries	7	8	49
Illegal starts	6	15	45
Illustrations	-	-	57
Inbounds	2	9	16
Infraction penalty table	-	-	55
Infractions	6	-	38
Injuries	7	-	47
Judgment	4	9	27
Leaving mat	6	11	44
Length of match	4	3	23
Locked hands	6	9	44
Matches	1	-	11
Mats	1	5	11
Mat judge	4	12	29
Medication	1	12	14
Misconduct	6	7	41
Mustache	1	11	13

	Rule	Sec.	Page
Near fall	2	11	17
Neutral position	2	8	16
Neutral start	2	12	18
Officials—attire, duties	8	1	50
Optional offensive start	2	15	19
Out of bounds	2	9	16
Overtimes	4	6	25
Penalizing	7	2	47
Penalty chart	-	-	55
Persons subject to rules	1	4	11
Points	5	2	35
Potentially dangerous	6	6	40
Protests	4	20	34
Referee	8	-	50
Reversal	2	13	18
Riding time	2	17	19
Scorers	8	6	54
Scoring	5	-	35
Seeding	4	16	30
Serious injury	7	6	48
Shaking hands	4	4	24
Sideburns	1	11	13
Sight handicap	-	-	57
Signals—referee	-	-	75
Slam	6	5	39
Sportsmanship	8	3k	52
Stalemate	2	14	18
Stalling	6	8	41
Starting lines	1	6	12
Starting routine	2	15	18
Takedown	2	16	19
Technical fall	2	6	16
Technical violations	6	7	41
Time advantage	2	17	19
Timekeeper	8	4	52
Timeout	7	5	48
Tournaments	-	-	27
Tournament committee	4	10	27
Tournament scoring chart	5	-	36,
			37
Toweling off	6	13	44
Unconscious	7	6	48
Uniform	1	10	13
Unnecessary roughness	6	3	38
Unsportsmanlike conduct	6	1	38
Warning	7	2	47
Weighing in	3	3	20
Weigh-in time	4	1	23
Weight allowance	3	5	21
Weight classes	3	1	20



# Date Due

Due	Returned	Due	Returned

20	1	Weight classes	13	11	1	Mustache
21	2	Weight allowance	41	7	6	Miscellaneous
23	4	Weight in time	14	12	1	Medication
20	3	Weighting in	29	12	4	U.S. Judge
47	7	Warning	11	2	1	Mass
38	6	Unsportsmanlike conduct	11	-	1	Matches
38	3	Unnecessary roughness	44	9	6	Lucked hands
13	10	Uniform	23	3	4	Proof of match
48	7	Unconscious	44	11	6	Leaving mat
44	13	Towel off	27	9	4	Adjustment
37	-	Tournament scoring chart	47	-	7	Referee
36	-	Tournament committee	25	-	6	Interactions
27	-	Tournaments	16	9	2	Interference
48	7	Timeout	27	-	6	Interference
52	4	Timekeeper	45	12	6	Illegal stance
19	17	Time advantage	49	8	7	Illegal strikes
41	7	Technical violations	39	2	6	Illegal holds
16	2	Technical fall	6	-	-	High school differences
19	2	Takedown	13	11	1	High (legality)
18	12	Starting routine	23	1	4	Ground rules
12	1	Starting lines	44	14	6	Grounding clothing
41	6	Stalling	16	7	2	Grapple
18	2	Stalemate	39	4	6	Grapple substance
52	3K	Sportsmanship	39	2	6	Grapple clothing
39	5	Slam	44	10	6	Grapple time
75	-	Signals--toll-free	44	10	6	Grapple misconduct
67	-	Sight handicap	38	2	6	Grapple mat
13	11	Sideline	45	12	6	Grapple (legality)
24	4	Shaking hands	15	5	2	Grapple (connection)
48	5	Serious injury	15	4	4	Grapple (legality)
30	16	Shedding	27	9	4	Grapple (legality)
35	-	Scoring	14	12	3	Grapple (legality)
54	6	Scoring	24	4	4	Grapple (legality)
19	17	Hiding time	15	1	3	Grapple (legality)
18	13	Reversal	12	3	3	Grapple (legality)
50	-	Referee	41	8	6	Grapple (legality)
34	50	Referee	48	2	3	Grapple (legality)
40	6	Referee	12	2	3	Grapple (legality)
32	3	Referee	12	2	3	Grapple (legality)



